

2014-15 से

2063

2019-20

तक का रिजल्ट यौरा

B.A.I SEM. DEC-2014

SNO.	SUBJECT	PASS	ATKT	FAIL	WITHLD	TOTAL	FIRST	SECOND	THIRD	GEN	SC	ST	OBC	%
1	ADV. SALES PROM. & SAL.MNGT.	4	1	-	-	5	-	-	-	2	-	1	2	80.00
2	ANCIENT HISTORY	18	12	-	-	30	-	-	-	9	6	2	13	60.00
3	DRAWING AND PAINTING	11	5	-	-	16	-	-	-	5	3	-	8	68.75
4	ECONOMICS	74	31	3	-	108	-	-	-	47	10	14	37	68.52
5	ENGLISH	11	5	1	-	17	-	-	-	11	1	-	5	64.71
6	FOUNDATION COURSE	250	110	12	-	372	-	-	-	138	54	57	123	67.20
7	FUNCTIONAL HINDI	3	-	-	-	3	-	-	-	1	1	-	1	100.0
8	GEOGRAPHY	46	32	3	-	81	-	-	-	28	10	23	20	56.79
9	HINDI	108	32	3	-	143	-	-	-	53	23	21	46	75.52
10	HOME SCIENCE	17	17	-	-	34	-	-	-	17	7	4	6	50.00
11	HISTORY	109	39	7	-	155	-	-	-	44	27	23	61	70.32
12	MUSIC	19	8	-	-	27	-	-	-	13	4	2	8	70.37
13	PSYCHOLOGY	105	30	1	-	136	-	-	-	65	9	16	46	77.21
14	PHILOSOPHY	18	13	2	-	33	-	-	-	15	3	11	4	54.55
15	POLITICAL SCIENCE	120	43	9	-	172	-	-	-	62	27	24	59	69.77
16	SANSKRIT	4	2	-	-	6	-	-	-	2	2	2	-	66.67
17	SOCIOLOGY	81	56	7	-	144	-	-	-	36	29	28	51	56.25
18	URDU	2	4	-	-	6	-	-	-	4	-	-	2	33.33
19	COMMUNICATIVE ENGLISH	-	-	-	-	-	-	-	-	-	-	-	-	-
20	TOURISM & TRAVEL MANAGEMEN	-	-	-	-	-	-	-	-	-	-	-	-	-
21	COMPUTER APPLICATION	-	-	-	-	-	-	-	-	-	-	-	-	-
22	COMPUTER SCIENCE	-	-	-	-	-	-	-	-	-	-	-	-	37.50
23	MATHEMATICS	-	-	-	-	-	-	-	-	-	-	-	-	-
24	STATISTICS	-	-	-	-	-	-	-	-	-	-	-	-	-
25	BUSINESS DATA PROCESSING	-	-	-	-	-	-	-	-	-	-	-	-	-

B.COM.I SEM. DEC-2014

SNO.	SUBJECT	PASS	ATKT	FAIL	WITHLD	TOTAL	FIRST	SECOND	THIRD	GEN	SC	ST	OBC	%
1	FOUNDATION COURSE	165	52	5	-	222	-	-	-	87	32	22	81	74.32
2	ACCOUNTING	165	52	5	-	222	-	-	-	87	32	22	81	74.32
3	MANAGEMENT	165	52	5	-	222	-	-	-	87	32	22	81	74.32
4	APPLIED ECONOMICS	128	44	5	-	177	-	-	-	72	25	18	62	72.32
5	COMPUTER APPLICATION	37	8	-	-	45	-	-	-	15	7	4	19	82.22
6	COMPUTER SCIENCE	-	-	-	-	-	-	-	-	-	-	-	-	-

प्रश्न
 परीक्षा परिणाम प्रकोष्ठ
 शासक शिक्षण विभाग, कलकत्ता
 शिक्षण प्रशासनालय, कलकत्ता

B.A.III SEM. DEC-2014

SNO.	SUBJECT	PASS	ATKT	FAIL	WITHLD	TOTAL	FIRST	SECOND	THIRD	GEN	SC	ST	OBC	%
1	ADV.SALES PROM.& SAL.MNGT.	1	-	-	-	1	-	-	-	1	-	-	-	100.0
2	ANCIENT HISTORY	19	5	-	-	24	-	-	-	7	2	2	13	79.17
3	DRAWING AND PAINTING	9	6	1	-	16	-	-	-	10	2	1	3	56.25
4	ECONOMICS	85	30	-	-	115	-	-	-	42	13	17	43	73.91
5	ENGLISH	9	7	-	-	16	-	-	-	11	-	1	4	56.25
6	FOUNDATION COURSE	247	78	3	1	329	-	-	-	118	44	53	114	75.08
7	FUNCTIONAL HINDI	-	-	-	-	-	-	-	-	-	-	-	-	-
8	GEOGRAPHY	78	23	-	-	101	-	-	-	23	15	29	34	77.23
9	HINDI	78	23	1	1	103	-	-	-	35	14	18	36	75.73
10	HOME SCIENCE	19	17	2	-	38	-	-	-	13	6	7	12	50.00
11	HISTORY	74	33	2	-	109	-	-	-	50	16	9	34	67.89
12	MUSIC	3	2	-	-	5	-	-	-	4	-	-	1	60.00
13	PSYCHOLOGY	32	12	-	-	44	-	-	-	18	10	3	13	72.73
14	PHILOSOPHY	16	4	-	-	20	-	-	-	7	2	4	7	80.00
15	POLITICAL SCIENCE	160	37	2	1	200	-	-	-	63	28	40	69	80.00
16	SANSKRIT	7	1	1	-	9	-	-	-	2	-	3	4	77.78
17	SOCIOLOGY	141	28	-	1	170	-	-	-	62	23	23	62	82.94
18	URDU	5	3	-	-	8	-	-	-	4	-	-	4	62.50
19	COMMUNICATIVE ENGLISH	-	-	-	-	-	-	-	-	-	-	-	-	-
20	TOURISM & TREVEL MANAGEMEN	-	-	-	-	-	-	-	-	-	-	-	-	-
21	COMPUTER APPLICATION	5	3	-	-	8	-	-	-	2	1	2	3	62.50
22	COMPUTER SCIENCE	-	-	-	-	-	-	-	-	-	-	-	-	-
23	MATHEMATICS	-	-	-	-	-	-	-	-	-	-	-	-	-
24	STATISTICS	-	-	-	-	-	-	-	-	-	-	-	-	-
25	BUSINESS DATA PROCESSING	-	-	-	-	-	-	-	-	-	-	-	-	-

B.COM.III SEM. DEC-2014

SNO.	SUBJECT	PASS	ATKT	FAIL	WITHLD	TOTAL	FIRST	SECOND	THIRD	GEN	SC	ST	OBC	%
1	FOUNDATION COURSE	144	62	2	-	208	-	-	-	75	35	24	74	69.23
2	ACCOUNTING	144	62	2	-	208	-	-	-	75	35	24	74	69.23
3	MANAGEMENT	144	62	2	-	208	-	-	-	75	35	24	74	69.23
4	APPLIED ECONOMICS	113	56	2	-	171	-	-	-	62	29	19	61	66.08
5	COMPUTER APPLICATION	31	6	-	-	37	-	-	-	13	6	5	13	83.78
6	COMPUTER SCIENCE	-	-	-	-	-	-	-	-	-	-	-	-	-

प्रभारी
 प्रोफेसर अविनाश एन.एच.
 राजकीय उच्च मा. वि. संकाय एवं वाणिज्य
 महाविद्यालय, जयपुर
 सपना-चौहान

B.A.V SEM. DEC-2014

SNO.	SUBJECT	PASS	ATKT	FAIL	WITHLD	TOTAL	FIRST	SECOND	THIRD	GEN	SC	ST	OBC	%
1	ADV.SALES PROM.& SAL.MNGT.	-	-	-	-	-	-	-	-	-	-	-	-	80.00
2	ANCIENT HISTORY	9	10	-	-	19	-	-	-	9	2	1	6	47.37
3	DRAWING AND PAINTING	20	3	-	-	23	-	-	-	15	2	1	5	86.96
4	ECONOMICS	53	37	3	-	93	-	-	-	59	9	6	18	56.99
5	ENGLISH	9	-	-	-	9	-	-	-	8	-	-	1	100.0
6	FOUNDATION COURSE	224	60	6	2	292	-	-	-	198	27	14	50	76.71
7	FUNCTIONAL HINDI	-	-	-	-	-	-	-	-	-	-	-	-	100.0
8	GEOGRAPHY	68	14	2	1	85	-	-	-	67	7	1	10	80.00
9	HINDI	80	25	-	1	106	-	-	-	67	12	5	22	75.47
10	HOME SCIENCE	22	5	1	-	28	-	-	-	15	5	1	5	78.57
11	HISTORY	99	14	4	1	118	-	-	-	74	12	8	23	83.90
12	MUSIC	3	4	-	-	7	-	-	-	4	1	1	-	42.86
13	PSYCHOLOGY	29	18	1	-	48	-	-	-	28	5	1	13	60.42
14	PHILOSOPHY	3	3	-	-	6	-	-	-	1	1	1	3	50.00
15	POLITICAL SCIENCE	150	27	3	2	182	-	-	-	122	20	10	28	82.42
16	SANSKRIT	4	1	-	-	5	-	-	-	2	1	-	2	80.00
17	SOCIOLOGY	115	15	4	1	135	-	-	-	114	4	6	11	85.19
18	URDU	2	1	-	-	3	-	-	-	2	-	-	1	66.67
19	COMMUNICATIVE ENGLISH	-	-	-	-	-	-	-	-	-	-	-	-	-
20	TOURISM & TRAVEL MANAGEMEN	-	-	-	-	-	-	-	-	-	-	-	-	-
21	COMPUTER APPLICATION	6	3	-	-	9	-	-	-	7	-	-	2	66.67
22	COMPUTER SCIENCE	-	-	-	-	-	-	-	-	-	-	-	-	-
23	MATHEMATICS	-	-	-	-	-	-	-	-	-	-	-	-	-
24	STATISTICS	-	-	-	-	-	-	-	-	-	-	-	-	-
25	BUSINESS DATA PROCESSING	-	-	-	-	-	-	-	-	-	-	-	-	-

B.COM.V SEM. DEC-2014

SNO.	SUBJECT	PASS	ATKT	FAIL	WITHLD	TOTAL	FIRST	SECOND	THIRD	GEN	SC	ST	OBC	%
1	FOUNDATION COURSE	130	36	-	-	166	-	-	-	58	28	15	64	78.31
2	ACCOUNTING	130	36	-	-	166	-	-	-	58	28	15	64	78.31
3	MANAGEMENT	130	36	-	-	166	-	-	-	58	28	15	64	78.31
4	APPLIED ECONOMICS	97	31	-	-	128	-	-	-	48	24	13	42	75.78
5	COMPUTER APPLICATION	33	5	-	-	38	-	-	-	10	4	2	22	86.84
6	COMPUTER SCIENCE	-	-	-	-	-	-	-	-	-	-	-	-	-

परिष्कारित एवं सत्यापित
 प्रमुख अधिकारी, कक्षा एवं परीक्षा
 का. वे. प्र. वि. सं. 1, 2014

STUDENT FOR M.COM & M.A. I SEMESTER DEC-2014

SN	CODE	SUBJECT	PASS	ATKT	FAIL	WITHLD	TOTAL	FIRST	SECOND	THIRD	GEN.	SC	ST	OBC	PENCENT
1	CC	COMMERCE	64	5	1	-	70	-	-	-	32	15	6	17	91.43
2	DP	DRAWING AND PAINTING	2	-	-	-	2	-	-	-	-	1	-	1	100.00
3	EC	ECONOMICS	16	4	-	-	20	-	-	-	5	8	2	5	80.00
4	EL	ENGLISH LITERATURE	4	7	1	1	13	-	-	-	9	-	1	3	30.77
5	GG	GEOGRAPHY	10	-	-	-	10	-	-	-	1	2	3	4	100.00
6	HL	HINDI LITERATURE	41	2	-	-	43	-	-	-	15	2	4	22	95.35
7	HT	HISTORY	15	1	1	-	17	-	-	-	4	1	7	5	88.24
8	MU	MUSIC	2	-	-	-	2	-	-	-	-	-	-	2	100.00
9	PC	PSYCHOLOGY	8	-	-	-	8	-	-	-	3	2	1	2	100.00
10	PH	PHILOSOPHY													
11	PS	POLITICAL SCIENCE													
12	SO	SOCIOLOGY	25	1	-	-	26	-	-	-	9	3	4	10	96.15
13	UL	URDU LITERATURE	4	-	-	-	4	-	-	-	2	-	-	2	100.00

STUDENT FOR M.COM & M.A. III SEMESTER DEC-2014

SN	CODE	SUBJECT	PASS	ATKT	FAIL	WITHLD	TOTAL	FIRST	SECOND	THIRD	GEN.	SC	ST	OBC	PENCENT
1	CC	COMMERCE	64	2	-	-	66	-	-	-	27	10	8	21	96.97
2	DP	DRAWING AND PAINTING	3	-	-	-	3	-	-	-	-	1	-	2	100.00
3	EC	ECONOMICS	19	3	-	-	22	-	-	-	7	5	1	9	86.36
4	EL	ENGLISH LITERATURE	6	-	-	-	6	-	-	-	3	1	-	2	100.00
5	GG	GEOGRAPHY	19	-	-	-	19	-	-	-	3	5	3	8	100.00
6	HL	HINDI LITERATURE	14	-	-	-	14	-	-	-	5	2	2	5	100.00
7	HT	HISTORY	18	-	-	-	18	-	-	-	5	2	1	10	100.00
8	MU	MUSIC (VOCAL)	4	-	-	-	4	-	-	-	2	1	-	1	100.00
9	PC	PSYCHOLOGY	10	-	-	-	10	-	-	-	3	3	1	3	100.00
10	PH	PHILOSOPHY	4	-	-	-	4	-	-	-	1	-	2	1	100.00
11	PS	POLITICAL SCIENCE	24	1	-	-	25	-	-	-	7	6	-	12	96.00
12	SO	SOCIOLOGY	11	-	-	-	11	-	-	-	6	-	2	3	100.00
13	UL	URDU LITERATURE	1	-	-	-	1	-	-	-	-	-	-	1	100.00

Handwritten signatures and stamps, including a circular stamp with text and a signature.

B.A.VI SEM. JUN-2015

9.7.15

SNO.	SUBJECT	PASS	ATKT	FAIL	WITHLD	TOTAL	FIRST	SECOND	THIRD	GEN	SC	ST	OBC	%
1	ADV. SALES PROM. & SAL.MNGT.	-	-	-	-	-	-	-	-	-	-	-	-	80.00
2	ANCIENT HISTORY	9	-	-	10	19	1	8	-	9	2	1	6	47.37
3	DRAWING AND PAINTING	10	4	-	9	23	2	8	-	15	2	1	5	43.48
4	ECONOMICS	43	9	-	39	91	13	30	-	58	8	6	18	47.25
5	ENGLISH	7	-	-	2	9	6	1	-	8	-	-	1	77.78
6	FOUNDATION COURSE	150	44	1	91	286	38	112	-	195	26	15	48	52.45
7	FUNCTIONAL HINDI	-	-	-	-	-	-	-	-	-	-	-	-	-
8	GEOGRAPHY	49	7	1	25	82	21	28	-	65	7	1	9	59.76
9	HINDI	56	15	1	33	105	6	50	-	67	12	5	21	53.33
10	HOME SCIENCE	11	6	1	10	28	3	8	-	15	5	2	5	39.29
11	HISTORY	63	25	-	27	115	13	50	-	73	11	9	22	54.78
12	MUSIC	2	-	-	5	7	1	1	-	4	1	1	-	28.57
13	PSYCHOLOGY	15	8	-	24	47	3	12	-	27	5	1	13	31.91
14	PHILOSOPHY	2	-	-	4	6	-	2	-	1	1	1	3	33.33
15	POLITICAL SCIENCE	99	32	-	48	179	22	77	-	122	19	11	26	55.31
16	SANSKRIT	1	-	-	4	5	-	1	-	2	1	-	2	20.00
17	SOCIOLOGY	77	25	-	28	130	20	57	-	110	4	6	10	59.23
18	URDU	1	-	-	2	3	1	-	-	2	-	-	1	33.33
19	COMMUNICATIVE ENGLISH	-	-	-	-	-	-	-	-	-	-	-	-	-
20	TOURISM & TREVEL MANAGEMEN	-	-	-	-	-	-	-	-	-	-	-	-	-
21	COMPUTER APPLICATION	5	1	-	3	9	2	3	-	7	-	-	2	55.56

B.COM.VI SEM. JUN-2015

9.4.15

SNO.	SUBJECT	PASS	ATKT	FAIL	WITHLD	TOTAL	FIRST	SECOND	THIRD	GEN	SC	ST	OBC	%
1	FOUNDATION COURSE	79	13	-	81	173	48	31	-	58	32	17	65	45.66
2	ACCOUNTING	79	13	-	81	173	48	31	-	58	32	17	65	45.66
3	MANAGEMENT	79	13	-	81	173	48	31	-	58	32	17	65	45.66
4	APPLIED ECONOMICS	57	11	-	66	134	29	28	-	48	28	15	42	42.54
5	COMPUTER APPLICATION	22	2	-	15	39	19	3	-	10	4	2	23	56.41
6	COMPUTER SCIENCE	-	-	-	-	-	-	-	-	-	-	-	-	-

प्रभारी
परीक्षा परिष्कार विभाग
एन.एन.के.सी. कॉलेज, मुंबई
मुंबई-४००००६

B.A. IV SEM. JUN-2015

SNO.	SUBJECT	PASS	ATKT	FAIL	WITHLD	TOTAL	FIRST	SECOND	THIRD	GEN	SC	ST	OBC	%
1	ADV.SALES PROM.& SAL.MNGT.	1	-	-	-	1	-	-	-	1	-	-	-	100.0
2	ANCIENT HISTORY	15	7	2	-	24	-	-	-	7	2	2	13	62.50
3	DRAWING AND PAINTING	9	5	-	-	14	-	-	-	8	2	1	3	64.29
4	ECONOMICS	72	37	5	-	114	-	-	-	43	13	17	41	63.16
5	ENGLISH	13	2	1	-	16	-	-	-	11	-	1	4	81.25
6	FOUNDATION COURSE	217	99	8	1	325	-	-	-	116	44	52	113	66.77
7	FUNCTIONAL HINDI	-	-	-	-	-	-	-	-	-	-	-	-	66.67
8	GEOGRAPHY	78	23	2	-	103	-	-	-	24	15	30	34	75.73
9	HINDI	65	34	1	1	101	-	-	-	34	14	17	36	64.36
10	HOME SCIENCE	21	12	1	-	34	-	-	-	11	6	6	11	61.76
11	HISTORY	66	36	2	1	105	-	-	-	48	16	8	33	62.86
12	MUSIC	5	-	-	-	5	-	-	-	4	-	-	1	100.0
13	PSYCHOLOGY	33	10	1	-	44	-	-	-	18	10	3	13	75.00
14	PHILOSOPHY	11	8	1	-	20	-	-	-	7	2	4	7	55.00
15	POLITICAL SCIENCE	128	64	6	1	199	-	-	-	63	28	39	69	64.32
16	SANSKRIT	3	5	-	-	8	-	-	-	1	-	3	4	37.50
17	SOCIOLOGY	121	48	2	-	171	-	-	-	62	23	23	63	70.76
18	URDU	4	4	-	-	8	-	-	-	4	-	-	4	50.00
19	COMMUNICATIVE ENGLISH	-	-	-	-	-	-	-	-	-	-	-	-	-
20	TOURISM & TRELVEL MANAGEMEN	-	-	-	-	-	-	-	-	-	-	-	-	-
21	COMPUTER APPLICATION	6	2	-	-	8	-	-	-	2	1	2	3	75.00
22	COMPUTER SCIENCE	-	-	-	-	-	-	-	-	-	-	-	-	-
23	MATHEMATICS	-	-	-	-	-	-	-	-	-	-	-	-	-
24	STATISTICS	-	-	-	-	-	-	-	-	-	-	-	-	-
25	BUSINESS DATA PROCESSING	-	-	-	-	-	-	-	-	-	-	-	-	-

B.COM. IV SEM. JUN-2015

SNO.	SUBJECT	PASS	ATKT	FAIL	WITHLD	TOTAL	FIRST	SECOND	THIRD	GEN	SC	ST	OBC	%
1	FOUNDATION COURSE	181	23	1	-	205	-	-	-	75	34	24	72	88.29
2	ACCOUNTING	181	23	1	-	205	-	-	-	75	34	24	72	88.29
3	MANAGEMENT	181	23	1	-	205	-	-	-	75	34	24	72	88.29
4	APPLIED ECONOMICS	148	20	-	-	168	-	-	-	62	28	19	59	88.10
5	COMPUTER APPLICATION	33	3	1	-	37	-	-	-	13	6	5	13	89.19
6	COMPUTER SCIENCE	-	-	-	-	-	-	-	-	-	-	-	-	-

प्रभाती
भारतीय परिसर एकोड
शास्त्रीय एम.के.ओ. कक्षा एवं इन्फोर्मेटिक्स
महिला महाविद्यालय
खण्डवा रोड

B.A. II SEM. JUN-2015

20-7-15

SNO.	SUBJECT	PASS	ATKT	FAIL	WITHLD	TOTAL	FIRST	SECOND	THIRD	GEN	SC	ST	OBC	%
1	ADV. SALES PROM. & SAL. MNGT.	4	1	-	-	5	-	-	-	2	-	1	2	80.00
2	ANCIENT HISTORY	24	4	2	-	30	-	-	-	9	6	2	13	80.00
3	DRAWING AND PAINTING	13	2	1	-	16	-	-	-	5	3	-	8	81.25
4	ECONOMICS	85	17	2	-	104	-	-	-	45	9	15	35	81.73
5	ENGLISH	16	-	-	-	16	-	-	-	10	1	-	5	100.0
6	FOUNDATION COURSE	270	73	12	1	356	-	-	-	134	49	56	117	75.84
7	FUNCTIONAL HINDI	3	-	-	-	3	-	-	-	1	1	-	1	100.0
8	GEOGRAPHY	57	20	-	-	77	-	-	-	26	9	23	19	74.03
9	HINDI	98	35	6	-	139	-	-	-	54	22	20	43	70.50
10	HOME SCIENCE	21	13	4	-	38	-	-	-	19	7	5	7	55.26
11	HISTORY	111	29	5	1	146	-	-	-	42	24	21	59	76.03
12	MUSIC	14	9	3	-	26	-	-	-	12	4	2	8	53.85
13	PSYCHOLOGY	109	19	3	-	131	-	-	-	61	9	16	45	83.21
14	PHILOSOPHY	20	9	2	-	31	-	-	-	15	2	10	4	64.52
15	POLITICAL SCIENCE	125	30	5	1	161	-	-	-	60	23	24	54	77.64
16	SANSKRIT	5	1	-	-	6	-	-	-	2	2	2	-	83.33
17	SOCIOLOGY	101	29	3	1	134	-	-	-	36	25	27	46	75.37
18	URDU	4	1	-	-	5	-	-	-	3	-	-	2	80.00
19	COMMUNICATIVE ENGLISH	-	-	-	-	-	-	-	-	-	-	-	-	-
20	TOURISM & TRAVEL MANAGEMEN	-	-	-	-	-	-	-	-	-	-	-	-	-
21	COMPUTER APPLICATION	-	-	-	-	-	-	-	-	-	-	-	-	-
22	COMPUTER SCIENCE	-	-	-	-	-	-	-	-	-	-	-	-	37.50
23	MATHEMATICS	-	-	-	-	-	-	-	-	-	-	-	-	-
24	STATISTICS	-	-	-	-	-	-	-	-	-	-	-	-	-
25	BUSINESS DATA PROCESSING	-	-	-	-	-	-	-	-	-	-	-	-	-

B.COM. II SEM. JUN-2015

20-7-15

SNO.	SUBJECT	PASS	ATKT	FAIL	WITHLD	TOTAL	FIRST	SECOND	THIRD	GEN	SC	ST	OBC	%
1	FOUNDATION COURSE	142	64	5	1	212	-	-	-	82	30	21	79	66.98
2	ACCOUNTING	142	64	5	1	212	-	-	-	82	30	21	79	66.98
3	MANAGEMENT	142	64	5	1	212	-	-	-	82	30	21	79	66.98
4	APPLIED ECONOMICS	110	55	2	1	168	-	-	-	68	23	16	61	65.48
5	COMPUTER APPLICATION	32	9	3	-	44	-	-	-	14	7	5	18	72.73
6	COMPUTER SCIENCE	-	-	-	-	-	-	-	-	-	-	-	-	-

प्रभारी
परिष्कार
अधीन
सं. १००/१००
२०१५

STUDENT FOR M.COM & M.A.II SEMESTER JUN-2015

SN CODE	SUBJECT	PASS	ATKT	FAIL	WITHLD	TOTAL	FIRST	SECOND	THIRD	GEN.	SC	ST	OBC	PENCT
1	CC COMMERCE	63	7	-	-	70	-	-	-	32	15	6	17	90.00
2	DP DRAWING AND PAINTING	1	-	-	-	1	-	-	-	-	-	-	1	100.00
3	EC ECONOMICS	13	8	-	-	21	-	-	-	5	8	2	6	61.90
4	EL ENGLISH LITERATURE	8	3	-	-	11	-	-	-	9	-	1	1	72.73
5	GG GEOGRAPHY	10	1	-	-	11	-	-	-	1	2	4	4	90.91
6	HL HINDI LITERATURE	41	1	-	-	42	-	-	-	14	2	4	22	97.62
7	HT HISTORY	14	1	-	-	15	-	-	-	4	1	5	5	93.33
8	MU MUSIC (VOCAL)	2	-	-	-	2	-	-	-	-	-	-	2	100.00
9	PC PSYCHOLOGY	8	-	-	-	8	-	-	-	3	2	1	2	100.00
10	PH PHILOSOPHY	2	-	-	-	2	-	-	-	-	1	1	-	100.00
11	PS POLITICAL SCIENCE	27	6	-	-	33	-	-	-	8	5	8	12	81.82
12	SO SOCIOLOGY	23	2	-	-	25	-	-	-	9	3	3	10	92.00
13	UL URDU LITERATURE	4	-	-	-	4	-	-	-	2	-	-	2	100.00
***	Total ***	216	29	-	-	245	-	-	-	87	39	35	84	

STUDENT FOR M.COM & M.A.IV SEMESTER JUN-2015

SN CODE	SUBJECT	PASS	ATKT	FAIL	WITHLD	TOTAL	FIRST	SECOND	THIRD	GEN.	SC	ST	OBC	PENCT
1	CC COMMERCE	65	-	-	1	66	62	3	-	27	10	8	21	98.48
2	DP DRAWING AND PAINTING	3	-	-	-	3	3	-	-	-	1	-	2	100.00
3	EC ECONOMICS	14	-	-	8	22	10	4	-	7	5	1	9	63.64
4	EL ENGLISH LITERATURE	5	-	-	1	6	3	2	-	3	1	-	2	83.33
5	GG GEOGRAPHY	19	-	-	1	20	19	-	-	3	5	3	9	95.00
6	HL HINDI LITERATURE	13	-	-	1	14	13	-	-	5	2	2	5	92.86
7	HT HISTORY	17	-	-	1	18	17	-	-	5	2	1	10	94.44
8	MU MUSIC	4	-	-	-	4	1	3	-	2	1	-	1	100.00
9	PC PSYCHOLOGY	8	1	-	1	10	8	-	-	3	3	1	3	80.00
10	PH PHILOSOPHY	4	-	-	-	4	4	-	-	1	-	2	1	100.00
11	PS POLITICAL SCIENCE	24	-	-	1	25	23	1	-	7	6	-	12	96.00
12	SO SOCIOLOGY	8	1	-	1	10	2	4	-	5	-	2	3	80.00
13	UL URDU LITERATURE	1	-	-	-	1	1	-	-	-	-	-	1	100.00
***	Total ***	185	2	-	16	203	166	17	-	68	36	20	79	

STUDENT FOR P.G.DIPLOMA MAIN EXAM JUN 2015

SN CODE	SUBJECT	PASS	ATKT	FAIL	WITHLD	TOTAL	FIRST	SECOND	THIRD	GEN.	SC	ST	OBC	PENCT
3	CL P.G.DIPLOMA IN GUIDANCE AND CLINICAL COUNSELLING	4	-	-	-	4	3	1	-	3	-	-	1	100.00
6	ID P.G.DIPLOMA IN INTERIOR	2	-	-	-	2	2	-	-	1	1	-	-	100.00

प्रश्नार्थी
परीक्षा परिषद प्रमुख
एन.पी.एम.के.सी. कॉलेज
देवास महाराजगढ़, देवास

B.A.I SEM. DEC-2015

SNO.	SUBJECT	PASS	ATKT FAIL WITHLD			TOTAL	FIRST	SECOND	THIRD	GEN	SC	ST	OBC	%
			ATKT	FAIL	WITHLD									
1	ADV. SALES PROM. & SAL.MNGT.	5												
2	ANCIENT HISTORY	2	1	1	-	7	-	-	-	2	2	-	3	71.43
3	DRAWING AND PAINTING	14	2	1	-	5	-	-	-	1	-	2	2	40.00
4	ECONOMICS	138	4	2	-	20	-	-	-	10	2	4	4	70.00
5	ENGLISH	18	45	7	-	190	-	-	-	55	35	40	60	72.63
6	FOUNDATION COURSE	320	9	-	-	27	-	-	-	16	2	6	3	66.67
7	FUNCTIONAL HINDI	-	111	14	-	445	-	-	-	128	75	89	153	71.91
8	GEOGRAPHY	84	-	-	-	-	-	-	-	-	-	-	-	-
9	HINDI	125	52	6	-	142	-	-	-	-	-	-	-	-
10	HOME SCIENCE	18	42	2	-	169	-	-	-	38	21	38	45	59.15
11	HISTORY	118	4	1	-	23	-	-	-	46	31	30	62	73.96
12	MUSIC	22	48	5	-	171	-	-	-	7	3	3	10	78.26
13	PSYCHOLOGY	57	6	-	-	28	-	-	-	48	25	29	69	69.01
14	PHILOSOPHY	6	20	2	-	79	-	-	-	6	7	4	11	78.57
15	POLITICAL SCIENCE	158	4	1	-	11	-	-	-	28	15	12	24	72.15
16	SANSKRIT	15	37	4	-	199	-	-	-	2	1	8	-	54.55
17	SOCIOLOGY	170	2	1	-	18	-	-	-	56	38	35	70	79.40
18	URDU	6	55	9	-	234	-	-	-	5	4	5	4	83.33
19	COMMUNICATIVE ENGLISH	-	1	-	-	7	-	-	-	58	38	51	87	72.65
20	TOURISM & TRAVEL MANAGEMEN	-	-	-	-	-	-	-	-	5	-	-	2	85.71
21	COMPUTER APPLICATION	4	1	-	-	5	-	-	-	-	-	-	-	-
22	COMPUTER SCIENCE	-	-	-	-	-	-	-	-	-	-	-	-	-
23	MATHEMATICS	-	-	-	-	-	-	-	-	1	1	-	3	80.00
24	STATISTICS	-	-	-	-	-	-	-	-	-	-	-	-	-
25	BUSINESS DATA PROCESSING	-	-	-	-	-	-	-	-	-	-	-	-	-

B.COM.I SEM. DEC-2015

SNO.	SUBJECT	PASS	ATKT FAIL WITHLD			TOTAL	FIRST	SECOND	THIRD	GEN	SC	ST	OBC	%
			ATKT	FAIL	WITHLD									
1	FOUNDATION COURSE	41	208	7	0	256	0	0	0	73	52	44	87	16.02
2	ACCOUNTING	41	208	7	0	256	0	0	0	73	52	44	87	16.02
3	MANAGEMENT	41	208	7	0	256	0	0	0	73	52	44	87	16.02
4	APPLIED ECONOMICS	31	159	7	0	197	0	0	0	57	38	34	68	15.74
5	COMPUTER APPLICATION	10	49	0	0	59	0	0	0	16	14	10	19	16.95
6	COMPUTER SCIENCE	0	0	0	0	0	0	0	0	0	0	0	0	0.00

परीक्षा परिष्कार प्रमाण
 भारतीय संघ के
 शिक्षा प्रशासन, नया दिल्ली

B.A.III SEM. DEC-2015

SNO.	SUBJECT	PASS	ATKT	FAIL	WITHLD	TOTAL	FIRST	SECOND	THIRD	GEN	SC	ST	OBC	%
1	ADV.SALES PROM. & SAL.MNGT.	4	1	-	-	5	-	-	-	2	-	1	2	80.00
2	ANCIENT HISTORY	16	10	1	-	27	-	-	-	8	5	2	12	59.26
3	DRAWING AND PAINTING	14	-	1	-	15	-	-	-	6	2	-	7	93.33
4	ECONOMICS	59	35	4	-	98	-	-	-	42	9	12	35	60.20
5	ENGLISH	14	3	-	-	17	-	-	-	10	1	-	5	82.35
6	FOUNDATION COURSE	218	104	9	1	332	-	-	-	123	46	50	112	65.66
7	FUNCTIONAL HINDI	1	2	-	-	3	-	-	-	1	1	-	1	33.33
8	GEOGRAPHY	52	17	1	-	70	-	-	-	22	9	20	19	74.29
9	HINDI	80	45	4	1	130	-	-	-	50	20	21	39	61.54
10	HOME SCIENCE	17	12	2	-	31	-	-	-	16	5	3	7	54.84
11	HISTORY	95	39	3	1	138	-	-	-	37	24	19	57	68.84
12	MUSIC	15	5	1	-	21	-	-	-	10	3	1	7	71.43
13	PSYCHOLOGY	93	29	2	-	124	-	-	-	56	8	16	44	75.00
14	PHILOSOPHY	18	9	-	-	27	-	-	-	14	2	9	2	66.67
15	POLITICAL SCIENCE	86	61	5	1	153	-	-	-	56	23	21	52	56.21
16	SANSKRIT	4	3	-	-	7	-	-	-	3	2	2	-	57.14
17	SOCIOLOGY	83	39	3	-	125	-	-	-	33	24	23	45	66.40
18	URDU	3	2	-	-	5	-	-	-	3	-	-	2	60.00
19	COMMUNICATIVE ENGLISH	-	-	-	-	-	-	-	-	-	-	-	-	-
20	TOURISM & TRAVEL MANAGEMEN	-	-	-	-	-	-	-	-	-	-	-	-	-
21	COMPUTER APPLICATION	-	-	-	-	-	-	-	-	-	-	-	-	62.50
22	COMPUTER SCIENCE	-	-	-	-	-	-	-	-	-	-	-	-	-
23	MATHEMATICS	-	-	-	-	-	-	-	-	-	-	-	-	-
24	STATISTICS	-	-	-	-	-	-	-	-	-	-	-	-	-
25	BUSINESS DATA PROCESSING	-	-	-	-	-	-	-	-	-	-	-	-	-

B.COM.III SEM. DEC-2015

SUBJECT	PASS	ATKT	FAIL	WITHLD	TOTAL	FIRST	SECOND	THIRD	GEN	SC	ST	OBC	%	
1 FOUNDATION COURSE	107	90	3	-	200	-	-	-	81	26	17	76	53.50	
2 ACCOUNTING	107	90	3	-	200	-	-	-	81	26	17	76	53.50	
3 MANAGEMENT	107	90	3	-	200	-	-	-	81	26	17	76	53.50	
4 APPLIED ECONOMICS	92	69	2	-	163	-	-	-	69	21	14	59	56.44	
5 COMPUTER APPLICATION	15	21	1	-	37	-	-	-	12	5	3	17	40.54	
6 COMPUTER SCIENCE	-	-	-	-	-	-	-	-	-	-	-	-	-	-

प्रभारी
 परीक्षा परिणाम विभाग
 राजस्थान विश्वविद्यालय, जयपुर
 परीक्षा प्रशासनिक विभाग, जयपुर
 24/12/2015

B.A.V SEM. DEC-2015

SNO.	SUBJECT	PASS	ATKT	FAIL	WITHLD	TOTAL	FIRST	SECOND	THIRD	GEN	SC	ST	OBC	%
1	ADV SALES PROM. & SAL.MGMT.	1	-	-	-	1	-	-	-	1	-	-	-	100.0
2	ANCIENT HISTORY	18	3	-	-	21	-	-	-	6	1	2	12	85.71
3	DRAWING AND PAINTING	10	3	-	-	13	-	-	-	8	1	1	3	76.92
4	ECONOMICS	83	14	1	-	108	-	-	-	41	12	16	39	86.11
5	ENGLISH	14	1	-	-	15	-	-	-	10	-	1	4	93.33
6	FOUNDATION COURSE	262	46	1	1	310	-	-	-	110	41	49	110	84.52
7	FUNCTIONAL HINDI	-	-	-	-	-	-	-	-	-	-	-	-	100.0
8	GEOGRAPHY	87	12	1	1	101	-	-	-	24	15	29	33	86.14
9	HINDI	72	22	-	1	95	-	-	-	32	12	15	36	75.79
10	HOME SCIENCE	23	8	-	-	31	-	-	-	9	5	6	11	74.19
11	HISTORY	85	15	-	-	100	-	-	-	44	16	8	32	85.00
12	MUSIC	5	-	-	-	5	-	-	-	4	-	-	1	100.0
13	PSYCHOLOGY	35	6	-	-	41	-	-	-	17	9	3	12	85.37
14	PHILOSOPHY	17	2	-	-	19	-	-	-	7	2	3	7	89.47
15	POLITICAL SCIENCE	163	24	1	1	189	-	-	-	58	27	37	67	86.24
16	SANSKRIT	8	-	-	-	8	-	-	-	1	-	3	4	100.0
17	SOCIOLOGY	142	25	-	-	167	-	-	-	62	22	21	62	85.03
18	URDU	7	1	-	-	8	-	-	-	4	-	-	4	87.50
19	COMMUNICATIVE ENGLISH	-	-	-	-	-	-	-	-	-	-	-	-	0.00
20	TOURISM & TRAVEL MANAGEMEN	-	-	-	-	-	-	-	-	-	-	-	-	0.00
21	COMPUTER APPLICATION	6	2	-	-	8	-	-	-	2	1	2	3	75.00
22	COMPUTER SCIENCE	-	-	-	-	-	-	-	-	-	-	-	-	0.00
23	MATHEMATICS	-	-	-	-	-	-	-	-	-	-	-	-	0.00
24	STATISTICS	-	-	-	-	-	-	-	-	-	-	-	-	0.00
25	BUSINESS DATA PROCESSING	-	-	-	-	-	-	-	-	-	-	-	-	0.00

B.COM.V SEM. DEC-2015

SNO.	SUBJECT	PASS	ATKT	FAIL	WITHLD	TOTAL	FIRST	SECOND	THIRD	GEN	SC	ST	OBC	%
1	FOUNDATION COURSE	180	19	1	-	200	-	-	-	73	33	24	70	90.00
2	ACCOUNTING	180	19	1	-	200	-	-	-	73	33	24	70	90.00
3	MANAGEMENT	180	19	1	-	200	-	-	-	73	33	24	70	90.00
4	APPLIED ECONOMICS	146	17	1	-	164	-	-	-	60	28	19	57	89.02
5	COMPUTER APPLICATION	34	2	-	-	36	-	-	-	13	5	5	13	94.44

प्रधानी
 अधीन अधिकाारी
 प्रमुख, परीक्षा, वि. वि.
 महाविद्यालय, अहमदाबाद
 20/12/2015

①

SUBJECT	PASS	B.A. I SEM. DEC-2016				TOTAL	FIRST SECOND THIRD			GEN	SC	ST	OBC	%
		ATKT	FAIL	WITHLD										
1 ADV. SALES PROM. & SAL.MNGT.	1													
2 ANCIENT HISTORY	-													
3 DRAWING AND PAINTING	12	5	-	-	6									
4 ECONOMICS	159	6	1	-	19									
5 ENGLISH	18	102	21	-	283									
6 FOUNDATION COURSE	314	2	-	1	20									
7 FUNCTIONAL HINDI	6	156	38	1	509									
8 GEOGRAPHY	63	3	-	-	9									
9 HINDI	101	28	11	-	102									
10 HOME SCIENCE	9	33	7	-	141									
11 HISTORY	107	14	1	-	24									
12 MUSIC	11	35	11	-	153									
13 PSYCHOLOGY	59	6	-	1	18									
14 PHILOSOPHY	2	38	11	1	109									
15 POLITICAL SCIENCE	207	-	1	-	3									
16 SANSKRIT	11	104	24	-	335									
17 SOCIOLOGY	171	4	4	-	19									
18 URDU	3	84	22	-	277									
19 COMPUTER APPLICATION	2	4	-	-	7									
		-	-	-	2									

SUBJECT	PASS	B.A. III SEM. DEC-2016				TOTAL	FIRST SECOND THIRD			GEN	SC	ST	OBC	%
		ATKT	FAIL	WITHLD										
1 ADV. SALES PROM. & SAL.MNGT.	4	2	-	-	6									
2 ANCIENT HISTORY	1	4	-	-	5									
3 DRAWING AND PAINTING	13	4	-	-	17									
4 ECONOMICS	105	69	2	-	176									
5 ENGLISH	21	4	-	-	25									
6 FOUNDATION COURSE	252	152	6	-	410									
7 FUNCTIONAL HINDI	-	-	-	-	-									
8 GEOGRAPHY	76	49	4	-	129									
9 HINDI	104	53	3	-	160									
10 HOME SCIENCE	14	6	1	-	21									
11 HISTORY	85	68	3	-	156									
12 MUSIC	20	8	-	-	28									
13 PSYCHOLOGY	45	29	1	-	75									
14 PHILOSOPHY	8	3	-	-	11									
15 POLITICAL SCIENCE	113	68	2	-	183									
16 SANSKRIT	13	3	-	-	16									
17 SOCIOLOGY	128	81	2	-	211									
18 URDU	3	3	-	-	6									

प्रश्नी
परीक्षा परिष्कार प्रकोष्ठ
राष्ट्रीय एम.के.बो. कला एवं
वैदिक महाविद्यालय, जयपुर
543346
250.00

2

B.A.V SEM. DEC-2016

SNO.	SUBJECT	PASS	ATKT	FAIL	WITHLD	TOTAL	FIRST	SECOND	THIRD	GEN	SC	ST	OBC	%
1	ADV.SALES PROM.& SAL.MNGT.	5	-	-	-	5	-	-	-	2	-	1	2	100.0
2	ANCIENT HISTORY	19	4	1	-	24	-	-	-	6	5	2	11	79.17
3	DRAWING AND PAINTING	13	1	-	-	14	-	-	-	6	2	-	6	92.86
4	ECONOMICS	73	18	4	-	95	-	-	-	40	10	12	33	76.84
5	ENGLISH	17	-	-	-	17	-	-	-	10	1	-	5	100.0
6	FOUNDATION COURSE	240	61	10	1	312	-	-	-	117	44	46	104	76.92
7	FUNCTIONAL HINDI	3	-	-	-	3	-	-	-	1	1	-	1	100.0
8	GEOGRAPHY	48	17	5	1	71	-	-	-	23	10	19	19	67.61
9	HINDI	102	19	2	1	124	-	-	-	48	21	19	36	82.26
10	HOME SCIENCE	23	5	1	-	29	-	-	-	16	5	2	6	79.31
11	HISTORY	96	29	3	1	129	-	-	-	38	20	19	51	74.42
12	MUSIC	11	6	-	-	17	-	-	-	8	1	1	7	64.71
13	PSYCHOLOGY	84	27	3	-	114	-	-	-	51	6	15	42	73.68
14	PHILOSOPHY	16	7	2	-	25	-	-	-	12	2	9	2	64.00
15	POLITICAL SCIENCE	115	24	4	-	143	-	-	-	53	23	19	47	80.42
16	SANSKRIT	5	2	-	-	7	-	-	-	3	2	2	-	71.43
17	SOCIOLOGY	86	23	5	-	114	-	-	-	31	23	18	42	75.44
18	URDU	4	1	-	-	5	-	-	-	3	-	-	2	80.00
19	COMPUTER APPLICATION	-	-	-	-	-	-	-	-	-	-	-	-	75.00

B.COM.I SEM. DEC-2016

SNO.	SUBJECT	PASS	ATKT	FAIL	WITHLD	TOTAL	FIRST	SECOND	THIRD	GEN	SC	ST	OBC	%
1	FOUNDATION COURSE	142	105	9	-	256	-	-	-	61	39	39	117	55.47
2	ACCOUNTING	142	105	9	-	256	-	-	-	61	39	39	117	55.47
3	MANAGEMENT	142	105	9	-	256	-	-	-	61	39	39	117	55.47
4	APPLIED ECONOMICS	108	80	9	-	197	-	-	-	44	34	28	91	54.82
5	COMPUTER APPLICATION	34	25	-	-	59	-	-	-	17	5	11	26	57.63
6	COMPUTER SCIENCE	-	-	-	-	-	-	-	-	-	-	-	-	0.00

प्रभारी
 परीक्षा परिणाम प्रकोष्ठ
 राज. विश्वविद्यालय, दिल्ली एवं बांगलूर
 परीक्षा केंद्र, अमृतसर

(Signature)
 24/12/2016

B.COM.III SEM. DEC-2016

SNO.	SUBJECT	PASS	ATKT	FAIL	WITHLD	TOTAL	FIRST	SECOND	THIRD	GEN	SC	ST	OBC	%
1	FOUNDATION COURSE	211	18	7	-	236	-	-	-	73	45	38	80	89.41
2	ACCOUNTING	211	18	7	-	236	-	-	-	73	45	38	80	89.41
3	MANAGEMENT	211	18	7	-	236	-	-	-	73	45	38	80	89.41
4	APPLIED ECONOMICS	165	9	6	-	180	-	-	-	58	30	31	61	91.67
5	COMPUTER APPLICATION	46	9	1	-	56	-	-	-	15	15	7	19	82.14
6	COMPUTER SCIENCE	-	-	-	-	-	-	-	-	-	-	-	-	0.00

B.COM.V SEM. DEC-2016

SNO.	SUBJECT	PASS	ATKT	FAIL	WITHLD	TOTAL	FIRST	SECOND	THIRD	GEN	SC	ST	OBC	%
1	FOUNDATION COURSE	154	39	1	-	194	-	-	-	80	25	14	75	79.38
2	ACCOUNTING	154	39	1	-	194	-	-	-	80	25	14	75	79.38
3	MANAGEMENT	154	39	1	-	194	-	-	-	80	25	14	75	79.38
4	APPLIED ECONOMICS	128	29	1	-	158	-	-	-	68	20	11	59	81.01
5	COMPUTER APPLICATION	26	10	-	-	36	-	-	-	12	5	3	16	72.22
6	COMPUTER SCIENCE	-	-	-	-	-	-	-	-	-	-	-	-	0.00

STUDENT FOR M.COM & M.A.I SEMESTER DEC-2016

SN	CODE	SUBJECT	PASS	ATKT	FAIL	WITHLD	TOTAL	FIRST	SECOND	THIRD	GEN.	SC	ST	OBC	PENCENT
1	CC	COMMERCE	67	-	1	-	68	-	-	-	29	7	8	24	98.53
2	DP	DRAWING AND PAINTING	4	-	-	-	4	-	-	-	2	1	-	1	100.00
3	EC	ECONOMICS	14	12	2	-	28	-	-	-	12	3	2	11	50.00
4	EL	ENGLISH LITERATURE	12	3	-	-	15	-	-	-	7	2	2	4	80.00
5	GG	GEOGRAPHY	16	-	1	-	17	-	-	-	2	1	7	7	94.12
6	HL	HINDI LITERATURE	19	10	-	-	29	-	-	-	11	2	6	10	65.52
7	HT	HISTORY	15	-	-	-	15	-	-	-	7	1	2	5	100.00
8	MU	MUSIC (VOCAL)	1	1	-	-	2	-	-	-	1	-	-	1	50.00
9	PC	PSYCHOLOGY	3	-	-	-	3	-	-	-	2	1	-	-	100.00
10	PH	PHILOSOPHY	2	-	-	-	2	-	-	-	1	-	1	-	100.00
11	PS	POLITICAL SCIENCE	37	1	-	-	38	-	-	-	11	12	3	12	97.37
12	SO	SOCIOLOGY	11	4	-	-	15	-	-	-	4	7	1	3	73.33
13	UL	URDU LITERATURE	1	-	-	-	1	-	-	-	-	-	-	1	100.00
*** Total ***				202	31	4	-	237	-	-	-	89	37	32	79

-प्रभाकर
 परीक्षा परिणाम प्रकोष्ठ
 शासकीय एम.के.बी. कला विश्वविद्यालय
 महिला महाविद्यालय, कानपुर

STUDENT FOR M.COM & M.A.III SEMESTER DEC-2016

SN	CODE	SUBJECT	PASS	ATKT	FAIL	WITHLD	TOTAL	FIRST	SECOND	THIRD	GEN.	SC	ST	OBC	PENCT
1	CC	COMMERCE	63	1	-	-	64	-	-	-	19	5	2	38	98.44
2	DP	DRAWING AND PAINTING	5	-	-	-	5	-	-	-	3	-	-	2	100.00
3	EC	ECONOMICS	19	1	-	-	20	-	-	-	9	5	1	5	95.00
4	EL	ENGLISH LITERATURE	17	3	-	-	20	-	-	-	10	2	1	7	85.00
5	GG	GEOGRAPHY	12	-	-	-	12	-	-	-	4	2	4	2	100.00
6	HL	HINDI LITERATURE	35	-	-	-	35	-	-	-	9	2	3	21	100.00
7	HT	HISTORY	11	-	-	-	11	-	-	-	2	3	5	1	100.00
8	MU	MUSIC (VOCAL)	2	-	-	-	2	-	-	-	1	-	-	1	100.00
9	PC	PSYCHOLOGY	9	-	-	-	9	-	-	-	6	1	-	2	100.00
10	PH	PHILOSOPHY	1	-	-	-	1	-	-	-	1	-	-	-	100.00
11	PS	POLITICAL SCIENCE	16	-	-	-	16	-	-	-	4	4	1	7	100.00
12	SO	SOCIOLOGY	15	-	-	-	15	-	-	-	4	2	3	6	100.00
13	UL	URDU LITERATURE	1	-	-	-	1	-	-	-	-	-	-	1	100.00
***	Total	***	206	5	-	-	211	-	-	-	72	26	20	93	

प्रभारी

परीक्षा परिणाम प्रकोष्ठ
राजस्थानीय एम.के.जी. कला एवं वाणिज्य
महिला महाविद्यालय, अजमेर

5

B.A.II SEM. JUN-2017

SNO.	SUBJECT	PASS	ATKT	FAIL	WITHLD	TOTAL	FIRST	SECOND	THIRD	GEN	SC	ST	OBC	%
1	ADV.SALES PROM. & SAL.MNGT.	3	3	-	-	6	-	-	-	1	1	-	4	50.00
2	ANCIENT HISTORY	-	-	-	-	-	-	-	-	-	-	-	-	20.00
3	DRAWING AND PAINTING	15	2	-	-	17	-	-	-	4	6	1	6	88.24
4	ECONOMICS	216	37	5	1	259	-	-	-	48	72	32	107	83.40
5	ENGLISH	17	3	-	-	20	-	-	-	9	2	1	8	85.00
6	FOUNDATION COURSE	393	61	8	4	466	-	-	-	90	100	63	213	84.33
7	FUNCTIONAL HINDI	8	1	-	-	9	-	-	-	4	3	1	1	88.89
8	GEOGRAPHY	80	8	-	1	89	-	-	-	20	8	18	43	89.89
9	HINDI	119	11	2	2	134	-	-	-	19	19	22	74	88.81
10	HOME SCIENCE	15	6	-	-	21	-	-	-	3	6	2	10	71.43
11	HISTORY	126	12	2	2	142	-	-	-	27	20	24	71	88.73
12	MUSIC	10	6	1	-	17	-	-	-	4	7	-	6	58.82
13	PSYCHOLOGY	70	20	4	1	95	-	-	-	25	15	9	46	73.68
14	PHILOSOPHY	-	2	-	-	2	-	-	-	-	-	2	-	81.82
15	POLITICAL SCIENCE	263	39	6	2	310	-	-	-	56	75	37	142	84.84
16	SANSKRIT	11	3	-	-	14	-	-	-	7	-	3	4	78.57
17	SOCIOLOGY	220	29	3	3	255	-	-	-	41	65	37	112	86.27
18	URDU	4	1	1	-	6	-	-	-	1	-	-	5	66.67
19	COMPUTER APPLICATION	2	-	-	-	2	-	-	-	1	1	-	-	100.0

B.A.IV SEM. JUN-2017

SNO.	SUBJECT	PASS	ATKT	FAIL	WITHLD	TOTAL	FIRST	SECOND	THIRD	GEN	SC	ST	OBC	%
1	ADV.SALES PROM. & SAL.MNGT.	4	2	-	-	6	-	-	-	1	2	-	3	66.67
2	ANCIENT HISTORY	1	3	-	1	5	-	-	-	2	-	2	1	20.00
3	DRAWING AND PAINTING	13	5	-	-	18	-	-	-	10	1	2	5	72.22
4	ECONOMICS	132	38	-	3	173	-	-	-	54	32	33	54	76.30
5	ENGLISH	20	5	-	-	25	-	-	-	15	2	5	3	80.00
6	FOUNDATION COURSE	295	102	3	6	406	-	-	-	124	68	79	135	72.66
7	FUNCTIONAL HINDI	-	-	-	-	-	-	-	-	-	-	-	-	66.67
8	GEOGRAPHY	93	30	-	1	124	-	-	-	36	16	35	37	75.00
9	HINDI	94	57	3	3	157	-	-	-	44	31	28	54	59.87
10	HOME SCIENCE	16	4	-	1	21	-	-	-	7	3	4	7	76.19
11	HISTORY	114	37	1	1	153	-	-	-	44	21	26	62	74.51
12	MUSIC	23	4	1	-	28	-	-	-	6	7	4	11	82.14
13	PSYCHOLOGY	52	20	1	2	75	-	-	-	30	14	10	21	69.33
14	PHILOSOPHY	6	6	-	1	13	-	-	-	4	1	7	1	46.15
15	POLITICAL SCIENCE	134	43	2	4	183	-	-	-	54	37	31	61	73.22
16	SANSKRIT	11	5	-	-	16	-	-	-	5	3	5	3	68.75
17	SOCIOLOGY	163	46	1	1	211	-	-	-	55	33	45	78	77.25
18	URDU	5	-	-	-	5	-	-	-	4	-	-	-	100.0
19	COMPUTER APPLICATION	4	1	-	-	5	-	-	-	1	1	-	3	80.00

प्रभाती
 परीक्षा परिणाम प्रकोष्ठ
 राजकीय एग.के.बो. कला सं.संस्थान
 भिलाई महानिवासाय, भिलाई

B.A.VI SEM. JUN-2017

SNO.	SUBJECT	PASS	ATKT	FAIL	WITHLD	TOTAL	FIRST	SECOND	THIRD	GEN	SC	ST	OBC	%
1	ADV.SALES PROM.& SAL.MNGT.	3	1	-	1	5	2	1	-	2	-	1	2	60.00
2	ANCIENT HISTORY	11	3	-	9	23	3	8	-	6	5	1	11	47.83
3	DRAWING AND PAINTING	8	1	-	5	14	1	7	-	6	2	-	6	57.14
4	ECONOMICS	35	16	-	40	91	21	14	-	37	10	12	32	38.46
5	ENGLISH	13	-	-	4	17	8	5	-	11	1	-	5	76.47
6	FOUNDATION COURSE	136+32	32	-	+134	302	60	76	-	115	43	42	102	45.03
7	FUNCTIONAL HINDI	1	-	-	2	3	1	-	-	1	1	-	1	33.33
8	GEOGRAPHY	26	10	-	29	65	21	5	-	21	10	17	17	40.00
9	HINDI	55	14	-	52	121	23	32	-	47	21	18	35	45.45
10	HOME SCIENCE	8	6	-	14	28	1	7	-	15	5	2	6	28.57
11	HISTORY	59	5	-	61	125	26	33	-	38	19	18	50	47.20
12	MUSIC	7	1	-	9	17	2	5	-	8	1	1	7	41.18
13	PSYCHOLOGY	49	16	-	46	111	31	18	-	50	5	14	42	44.14
14	PHILOSOPHY	9	1	-	13	23	3	6	-	12	2	7	2	39.13
15	POLITICAL SCIENCE	59	14	-	67	140	17	42	-	53	22	18	47	42.14
16	SANSKRIT	4	-	-	3	7	2	2	-	3	2	2	-	57.14
17	SOCIOLOGY	58	7	-	45	110	16	42	-	31	23	15	41	52.73
18	URDU	3	1	-	2	6	2	1	-	4	-	-	2	50.00

B.COM.II SEM. JUN-2017

SNO.	SUBJECT	PASS	ATKT	FAIL	WITHLD	TOTAL	FIRST	SECOND	THIRD	GEN	SC	ST	OBC	%
1	FOUNDATION COURSE	176	67	3	-	246	-	-	-	60	36	34	116	71.54
2	APPLIED ECONOMICS	133	52	2	-	187	-	-	-	43	31	23	90	71.12
3	COMPUTER APPLICATION	43	15	1	-	59	-	-	-	17	5	11	26	72.88

B.COM.IV SEM. JUN-2017

SNO.	SUBJECT	PASS	ATKT	FAIL	WITHLD	TOTAL	FIRST	SECOND	THIRD	GEN	SC	ST	OBC	%
1	FOUNDATION COURSE	179	51	-	-	230	-	-	-	73	43	36	78	77.83
2	APPLIED ECONOMICS	137	37	-	-	174	-	-	-	58	28	29	59	78.74
3	COMPUTER APPLICATION	42	14	-	-	56	-	-	-	15	15	7	19	75.00

B.COM.VI SEM. JUN-2017

SNO.	SUBJECT	PASS	ATKT	FAIL	WITHLD	TOTAL	FIRST	SECOND	THIRD	GEN	SC	ST	OBC	%
1	FOUNDATION COURSE	113+12462	21	-	62	196	41	72	-	80	26	15	75	57.65
2	APPLIED ECONOMICS	93	19	-	48	160	31	62	-	68	21	12	59	58.13
3	COMPUTER APPLICATION	20	2	-	14	36	10	10	-	12	5	3	16	55.56

परिणाम परिणाम प्रकोष्ठ
 एम.के.एस.के.सी. कॉलेज, मुंबई
 मंडला परिसर, मुंबई

STUDENT FOR M.COM & M.A.II SEMESTER JUN-2017

SN CODE	SUBJECT	PASS	ATKT	FAIL	WITHLD	TOTAL	FIRST	SECOND	THIRD	GEN.	SC	ST	OBC	PENCENT
1	CC COMMERCE	50	16	1	-	67	-	-	-	28	7	8	24	74.63
2	DP DRAWING AND PAINTING	4	-	-	-	4	-	-	-	2	1	-	1	100.00
3	EC ECONOMICS	16	5	1	-	22	-	-	-	10	2	2	8	72.73
4	EL ENGLISH LITERATURE	15	-	-	-	15	-	-	-	7	2	2	4	100.00
5	GG GEOGRAPHY	16	-	-	-	16	-	-	-	1	1	7	7	100.00
6	HL HINDI LITERATURE	25	3	-	-	28	-	-	-	11	2	5	10	89.29
7	HT HISTORY	15	-	-	-	15	-	-	-	7	1	2	5	100.00
8	MU MUSIC (VOCAL)	1	-	-	-	1	-	-	-	1	-	-	-	100.00
9	PC PSYCHOLOGY	3	-	-	-	3	-	-	-	2	1	-	-	100.00
10	PH PHILOSOPHY	2	-	-	-	2	-	-	-	1	-	1	-	100.00
11	PS POLITICAL SCIENCE	35	1	-	2	38	-	-	-	11	12	3	12	92.11
12	SO SOCIOLOGY	13	2	-	-	15	-	-	-	4	7	1	3	86.67
13	UL URDU LITERATURE	1	-	-	-	1	-	-	-	-	-	-	1	100.00
*** Total ***		196	27	2	2	227	-	-	-	85	36	31	75	

STUDENT FOR M.COM & M.A.IV SEMESTER JUN-2017

SN CODE	SUBJECT	PASS	ATKT	FAIL	WITHLD	TOTAL	FIRST	SECOND	THIRD	GEN.	SC	ST	OBC	PENCENT
1	CC COMMERCE	62	-	-	2	64	54	8	-	19	5	2	38	96.88
2	DP DRAWING AND PAINTING	5	-	-	-	5	5	-	-	3	-	-	2	100.00
3	EC ECONOMICS	19	-	-	2	21	15	4	-	9	6	1	5	90.48
4	EL ENGLISH LITERATURE	16	-	-	4	20	6	9	1	10	2	1	7	80.00
5	GG GEOGRAPHY	12	-	-	-	12	12	-	-	4	2	4	2	100.00
6	HL HINDI LITERATURE	32	-	1	1	34	32	-	-	8	2	3	21	94.12
7	HT HISTORY	11	-	-	-	11	11	-	-	2	3	5	1	100.00
8	MU MUSIC (VOCAL)	2	-	-	-	2	1	1	-	1	-	-	1	100.00
9	PC PSYCHOLOGY	9	-	-	-	9	7	2	-	6	1	-	2	100.00
10	PH PHILOSOPHY	1	-	-	-	1	1	-	-	1	-	-	-	100.00
11	PS POLITICAL SCIENCE	16	-	-	-	16	14	2	-	4	4	1	7	100.00
12	SO SOCIOLOGY	13	2	-	-	15	7	6	-	4	2	3	6	86.67
13	UL URDU LITERATURE	1	-	-	-	1	1	-	-	-	-	-	1	100.00
*** Total ***		199	2	1	9	211	166	32	1	71	27	20	93	

STUDENT FOR P.G.DIPLOMA MAIN EXAM JUN 2017

SN CODE	SUBJECT	PASS	ATKT	FAIL	WITHLD	TOTAL	FIRST	SECOND	THIRD	GEN.	SC	ST	OBC	PENCENT
1	CL P.G.DIPLOMA IN GUIDANCE AND CLINICAL COUNSELLING	2	-	-	-	2	-	1	1	1	-	-	1	100.00

प्रभारी
परीक्षा परिष्कार प्रकोष्ठ
राजकीय एम.के.वी. कलेज
महिला महाविद्यालय, जयपुर

B.A.III SEM. DEC-2017

SNO.	SUBJECT	PASS	ATKT	FAIL	WITHLD	TOTAL	FIRST	SECOND	THIRD	GEN	SC	ST	OBC	%
1	ADV.SALES PROM.& SAL.MNGT.	5	1	-	-	6	-	-	-	1	1	-	4	83.33
2	ANCIENT HISTORY	-	-	-	-	-	-	-	-	-	-	-	-	20.00
3	DRAWING AND PAINTING	14	3	-	-	17	-	-	-	4	6	1	6	82.35
4	ECONOMICS	217	27	2	-	246	-	-	-	46	68	28	104	88.21
5	ENGLISH	17	-	-	-	17	-	-	-	8	2	-	7	100.0
6	FOUNDATION COURSE	402+40	40	2	-	444	-	-	-	87	96	59	202	90.54
7	FUNCTIONAL HINDI	9	-	-	-	9	-	-	-	4	3	1	1	100.0
8	GEOGRAPHY	80	8	-	-	88	-	-	-	22	8	18	40	90.91
9	HINDI	120	6	-	-	126	-	-	-	19	19	21	67	95.24
10	HOME SCIENCE	22	-	-	-	22	-	-	-	3	6	2	11	100.0
11	HISTORY	128	10	-	-	138	-	-	-	27	20	24	67	92.75
12	MUSIC	14	2	-	-	16	-	-	-	3	7	-	6	87.50
13	PSYCHOLOGY	79	6	1	-	86	-	-	-	22	15	8	41	91.86
14	PHILOSOPHY	-	2	-	-	2	-	-	-	-	-	2	-	81.82
15	POLITICAL SCIENCE	271	22	2	-	295	-	-	-	53	71	35	136	91.86
16	SANSKRIT	13	1	-	-	14	-	-	-	7	-	3	4	92.86
17	SOCIOLOGY	214	28	1	-	243	-	-	-	40	61	34	108	88.07
18	URDU	2	3	-	-	5	-	-	-	1	-	-	4	40.00
19	COMMUNICATIVE ENGLISH	-	-	-	-	-	-	-	-	-	-	-	-	0.00
20	TOURISM & TRAVEL MANAGEMEN	-	-	-	-	-	-	-	-	-	-	-	-	0.00
21	COMPUTER APPLICATION	1	1	-	-	2	-	-	-	1	1	-	-	50.00


B.COM.III SEM. DEC-2017

SNO.	SUBJECT	PASS	ATKT	FAIL	WITHLD	TOTAL	FIRST	SECOND	THIRD	GEN	SC	ST	OBC	%
1	FOUNDATION COURSE	144 (+85+)	85	8	1	238	-	-	-	54	35	33	116	60.50
2	ACCOUNTING	144	85	8	1	238	-	-	-	54	35	33	116	60.50
3	MANAGEMENT	144	85	8	1	238	-	-	-	54	35	33	116	60.50
4	APPLIED ECONOMICS	114	63	6	1	184	-	-	-	40	30	22	92	61.96
5	COMPUTER APPLICATION	30	22	2	-	54	-	-	-	14	5	11	24	55.56
6	COMPUTER SCIENCE	-	-	-	-	-	-	-	-	-	-	-	-	0.00

प्रभारी
 परीक्षा प्रविष्टि प्रमुख
 भारतीय एम.के.सी. विश्वविद्यालय
 महिला परीक्षा केंद्र, बबनपुर

STUDENT FOR M.COM & M.A.III SEMESTER DEC-2017

EN CODE	SUBJECT	PASS	ATKT	FAIL	WITHLD	TOTAL	FIRST	SECOND	THIRD	GEN.	SC	ST	OBC	PERCENT
1	CC	59	3	-	-	62	-	-	-	27	5	7	23	95.16
2	DP	4	-	-	-	4	-	-	-	2	1	-	1	100.00
3	EC	15	1	1	-	17	-	-	-	10	1	1	5	88.24
4	EL	10	5	-	-	15	-	-	-	7	2	2	4	66.67
5	GG	16	-	-	-	16	-	-	-	1	1	7	7	100.00
6	HL	26	3	-	-	29	-	-	-	12	2	5	10	89.66
7	HT	15	-	-	-	15	-	-	-	7	1	2	5	100.00
8	MU	1	-	-	-	1	-	-	-	1	-	-	-	100.00
9	PC	3	-	-	-	3	-	-	-	2	1	-	-	100.00
10	PH	2	-	-	-	2	-	-	-	1	-	1	-	100.00
11	PS	36	-	-	-	36	-	-	-	11	11	3	11	100.00
12	SO	15	-	-	-	15	-	-	-	4	7	1	3	100.00
13	UL	1	-	-	-	1	-	-	-	-	-	-	1	100.00
*** Total ***		203	12	1	-	216	-	-	-	85	32	29	70	



 प्रभाती
 प्रोफेसर
 राजकीय एम. ए. कॉलेज, राय बरियार
 रा. रा. महाराष्ट्र, रा. रा. महाराष्ट्र

B.A.I YEAR 2018

SNO.	SUBJECT	PASS	COMP	FAIL	WITHLD	TOTAL	FIRST	SECOND	THIRD	GEN	SC	ST	OBC	%
1	ADV.SALES PROM. & SAL.MNGT.	1	1	-	-	2	-	-	-	1	-	1	-	50.00
2	ANCIENT HISTORY	4	-	-	-	4	-	-	-	2	2	-	-	100.0
3	DRAWING AND PAINTING	17	2	5	-	24	-	-	-	6	4	1	13	70.83
4	ECONOMICS	187	17	15	-	219	-	-	-	50	48	32	89	85.39
5	ENGLISH	31	4	-	-	35	-	-	-	21	3	2	9	88.57
6	FOUNDATION COURSE	492	45	45	-	582	-	-	-	111	117	97	257	84.54
7	FUNCTIONAL HINDI	-	-	-	-	-	-	-	-	-	-	-	-	66.67
8	GEOGRAPHY	97	10	8	-	115	-	-	-	17	22	27	49	84.35
9	HINDI	161	14	11	-	186	-	-	-	30	38	42	76	86.56
10	HOME SCIENCE	19	-	3	-	22	-	-	-	3	9	-	10	86.36
11	HISTORY	230	20	23	-	273	-	-	-	37	47	53	136	84.25
12	MUSIC	-	-	-	-	-	-	-	-	-	-	-	-	61.11
13	PSYCHOLOGY	115	22	17	-	154	-	-	-	46	37	13	58	74.68
14	PHILOSOPHY	6	1	-	-	7	-	-	-	5	1	-	1	85.71
15	POLITICAL SCIENCE	311	26	28	-	365	-	-	-	63	76	55	171	85.21
16	SANSKRIT	11	1	-	-	12	-	-	-	3	1	2	6	91.67
17	SOCIOLOGY	259	15	21	-	295	-	-	-	40	59	62	134	87.80
18	URDU	8	-	2	-	10	-	-	-	3	-	-	7	80.00
19	COMPUTER APPLICATION	2	-	-	-	2	-	-	-	-	-	-	2	100.0

B.COM.I YEAR 2018

SNO.	SUBJECT	PASS	COMP	FAIL	WITHLD	TOTAL	FIRST	SECOND	THIRD	GEN	SC	ST	OBC	%
1	FOUNDATION COURSE	239	9	18	-	266	-	-	-	72	50	33	111	89.85
2	ACCOUNTING	239	9	18	-	266	-	-	-	72	50	33	111	89.85
3	MANAGEMENT	239	9	18	-	266	-	-	-	72	50	33	111	89.85
4	APPLIED ECONOMICS	192	7	17	-	216	-	-	-	57	39	22	98	88.89
5	COMPUTER APPLICATION	47	2	1	-	50	-	-	-	15	11	11	13	94.00



 परीक्षा परिष्कार प्रकोष्ठ
 बी.ए. एवं बी.कॉम. विभाग
 दिल्ली

B.A. IV SEM. JUN-2018

SNO.	SUBJECT	PASS	ATKT	FAIL	WITHLD	TOTAL	FIRST	SECOND	THIRD	GEN	SC	ST	OBC	%
1	ADV.SALES PROM. & SAL.MNGT.	3	3	-	-	6	-	-	-	1	1	-	4	50.00
2	ANCIENT HISTORY	1	-	-	-	1	-	-	-	-	-	-	1	100.0
3	DRAWING AND PAINTING	14	2	1	-	17	-	-	-	4	6	1	6	82.35
4	ECONOMICS	200	42	2	-	244	-	-	-	48	66	27	103	81.97
5	ENGLISH	16	1	-	-	17	-	-	-	8	2	-	7	94.12
6	FOUNDATION COURSE	366	73	6	1	446	-	-	-	89	95	58	204	82.06
7	FUNCTIONAL HINDI	7	2	-	-	9	-	-	-	4	3	1	1	77.78
8	GEOGRAPHY	66	20	1	-	87	-	-	-	21	8	18	40	75.86
9	HINDI	106	23	1	1	131	-	-	-	21	20	21	69	80.92
10	HOME SCIENCE	16	6	1	-	23	-	-	-	3	6	2	12	69.57
11	HISTORY	115	19	3	1	138	-	-	-	26	20	24	68	83.33
12	MUSIC	10	6	1	-	17	-	-	-	3	8	-	6	58.82
13	PSYCHOLOGY	70	16	2	-	88	-	-	-	23	15	8	42	79.55
14	PHILOSOPHY	1	2	-	-	3	-	-	-	-	-	2	1	33.33
15	POLITICAL SCIENCE	254	40	3	-	297	-	-	-	56	69	34	138	85.52
16	SANSKRIT	12	2	-	-	14	-	-	-	7	-	3	4	85.71
17	SOCIOLOGY	202	34	3	1	240	-	-	-	40	60	33	107	84.17
18	URDU	3	1	-	-	4	-	-	-	1	-	-	3	75.00
19	COMMUNICATIVE ENGLISH	-	-	-	-	-	-	-	-	-	-	-	-	0.00
20	TOURISM & TREVEL MANAGEMEN	-	-	-	-	-	-	-	-	-	-	-	-	0.00
21	COMPUTER APPLICATION	2	-	-	-	2	-	-	-	1	1	-	-	100.0

B.COM. IV SEM. JUN-2018

SNO.	SUBJECT	PASS	ATKT	FAIL	WITHLD	TOTAL	FIRST	SECOND	THIRD	GEN	SC	ST	OBC	%
1	FOUNDATION COURSE	221	5	1	-	227	-	-	-	54	31	31	111	97.36
2	ACCOUNTING	221	5	1	-	227	-	-	-	54	31	31	111	97.36
3	MANAGEMENT	221	5	1	-	227	-	-	-	54	31	31	111	97.36
4	APPLIED ECONOMICS	171	4	1	-	176	-	-	-	40	26	21	89	97.16
5	COMPUTER APPLICATION	50	1	-	-	51	-	-	-	14	5	10	22	98.04
6	COMPUTER SCIENCE	-	-	-	-	-	-	-	-	-	-	-	-	0.00

प्रभारी
 परीक्षा परिष्कार प्रकोष्ठ
 सांख्यिक एम.के.सी. एन. एवं कोषागार
 महिला मस्जिद, जयलपुर

B.A.VI SEM. JUN-2018

SNO.	SUBJECT	PASS	ATKT	FAIL	WITHLD	TOTAL	FIRST	SECOND	THIRD	GEN	SC	ST	OBC	%
1	FOUNDATION COURSE	232	93	4	75	404	60	171	1	126	65	80	133	57.43
2	ADV.SALES PROM.& SAL.MNGT.	-	4	-	2	6	-	-	-	1	2	-	3	60.00
3	ANCIENT HISTORY	-	3	-	2	5	-	-	-	2	-	3	-	47.83
4	COMPUTER APPLICATION	4	-	-	1	5	2	2	-	1	1	-	3	80.00
5	DRAWING AND PAINTING	8	6	-	4	18	4	4	-	10	1	2	5	44.44
6	ECONOMICS	79	54	3	34	170	27	52	-	55	30	31	54	46.47
7	ENGLISH	14	9	-	3	26	10	4	-	15	2	5	4	53.85
8	FUNCTIONAL HINDI	-	-	-	-	-	-	-	-	-	-	-	-	33.33
9	GEOGRAPHY	64	32	2	26	124	18	46	-	38	14	34	38	51.61
10	HINDI	83	41	2	25	151	17	66	-	42	29	29	51	54.97
11	HOME SCIENCE	10	5	-	5	20	2	8	-	7	3	4	6	50.00
12	HISTORY	115	17	1	23	156	24	90	1	45	22	27	62	73.72
13	MUSIC	19	7	-	2	28	10	9	-	7	6	4	11	67.86
14	PSYCHOLOGY	46	7	1	20	74	17	29	-	31	13	10	20	62.16
15	PHILOSOPHY	3	3	-	6	12	-	3	-	4	-	8	-	25.00
16	POLITICAL SCIENCE	116	33	1	34	184	23	92	1	54	38	31	61	63.04
17	SANSKRIT	5	11	1	1	18	1	4	-	6	3	5	4	27.78
18	SOCIOLOGY	126	47	1	35	209	24	101	1	55	31	47	76	60.29
19	URDU	4	-	-	2	6	1	3	-	5	-	-	1	66.67

B.COM. VI SEM. JUN-2018

SNO.	SUBJECT	PASS	ATKT	FAIL	WITHLD	TOTAL	FIRST	SECOND	THIRD	GEN	SC	ST	OBC	%
1	FOUNDATION COURSE	221	7	1	50	229	57	159	5	73	42	36	78	96.51
2	ACCOUNTING	221	7	1	50	229	57	159	5	73	42	36	78	96.51
3	MANAGEMENT	221	7	1	50	229	57	159	5	73	42	36	78	96.51
4	APPLIED ECONOMICS	166	7	1	41	174	42	119	5	58	28	29	59	95.40
5	COMPUTER APPLICATION	55	-	-	9	55	15	40	-	15	14	7	19	100.0
6	COMPUTER SCIENCE	-	-	-	-	-	-	-	-	-	-	-	-	0.00

STUDENT FOR P.G.DIPLOMA MAIN EXAM JUN 2018

SN CODE	SUBJECT	PASS	ATKT	FAIL	WITHLD	TOTAL	FIRST	SECOND	THIRD	GEN.	SC	ST	OBC	PENCENT
1 CL	P.G.DIPLOMA IN GUIDANCE AND CLINICAL COUNSELLING	3	-	1	-	4	3	-	-	2	-	-	2	75.00

प्रभारी
परीक्षा परिष्कार
एम्.के.सी.
परीक्षा विभाग
परीक्षा केंद्र

STUDENT FOR M.COM & M.A.II SEMESTER JUN-2018

SN	CODE	SUBJECT	PASS	ATKT	FAIL	WITHLD	TOTAL	FIRST	SECOND	THIRD	GEN.	SC	ST	OBC	PENCENT
1	CC	COMMERCE	57	8	2	-	67	-	-	-	26	10	8	23	85.07
2	DP	DRAWING AND PAINTING	5	-	-	-	5	-	-	-	2	-	-	3	100.00
3	EC	ECONOMICS	11	9	-	-	20	-	-	-	11	3	2	4	55.00
4	EL	ENGLISH LITERATURE	14	-	1	-	15	-	-	-	9	1	-	5	93.33
5	GG	GEOGRAPHY	20	-	1	-	21	-	-	-	4	3	5	9	95.24
6	HL	HINDI LITERATURE	24	11	1	-	36	-	-	-	10	9	4	13	66.67
7	HT	HISTORY	28	-	-	-	28	-	-	-	9	6	5	8	100.00
8	MU	MUSIC (VOCAL)	4	-	-	-	4	-	-	-	4	-	-	-	100.00
9	PC	PSYCHOLOGY	12	1	-	-	13	-	-	-	5	2	1	5	92.31
10	PH	PHILOSOPHY	3	-	-	-	3	-	-	-	-	1	1	1	100.00
11	PS	POLITICAL SCIENCE	17	4	-	-	21	-	-	-	4	3	1	13	80.95
12	SO	SOCIOLOGY	25	-	-	-	25	-	-	-	3	5	6	11	100.00
13	UL	URDU LITERATURE	2	-	-	-	2	-	-	-	-	-	-	2	100.00
*** Total ***			222	33	5	-	260	-	-	-	87	43	33	97	

STUDENT FOR M.COM & M.A.IV SEMESTER JUN-2018

SN	CODE	SUBJECT	PASS	ATKT	FAIL	WITHLD	TOTAL	FIRST	SECOND	THIRD	GEN.	SC	ST	OBC	PENCENT
1	CC	COMMERCE	57+4	-	-	4	61	49	8	-	26	5	7	23	93.44
2	DP	DRAWING AND PAINTING	4	-	-	-	4	4	-	-	2	1	-	1	100.00
3	EC	ECONOMICS	14+2	-	-	2	16	11	3	-	10	1	-	5	87.50
4	EL	ENGLISH LITERATURE	11	-	-	5	16	6	5	-	8	2	2	4	68.75
5	GG	GEOGRAPHY	16	-	-	-	16	16	-	-	1	1	7	7	100.00
6	HL	HINDI LITERATURE	17+11	5	1	6	29	13	2	-	12	2	5	10	58.62
7	HT	HISTORY	9	6	-	-	15	8	1	-	7	1	2	5	60.00
8	MU	MUSIC (VOCAL)	1	-	-	-	1	1	-	-	1	-	-	-	100.00
9	PC	PSYCHOLOGY	3	-	-	-	3	2	1	-	2	1	-	-	100.00
10	PH	PHILOSOPHY	2	-	-	-	2	2	-	-	1	-	1	-	100.00
11	PS	POLITICAL SCIENCE	33+3	2	-	1	36	29	4	-	11	11	3	11	91.67
12	SO	SOCIOLOGY	13+2	-	-	2	15	7	6	-	4	7	1	3	86.67
13	UL	URDU LITERATURE	1	-	-	-	1	1	-	-	-	-	-	1	100.00
*** Total ***			181	13	1	20	215	149	30	-	85	32	28	70	

परीक्षा परिणाम प्रकोष्ठ
 शासकीय एम.के.ओ. महाविद्यालय
 महिला महाविद्यालय, जबलपुर

16

B.A. I YEAR 2019 (ADMITTED)

SNO.	SUBJECT	PASS	ATKT	FAIL	WITHLD	TOTAL	FIRST	SECOND	THIRD	GEN	SC	ST	OBC	%
1	ADV. SALES PROM. & SAL. MNGT.	-	-	-	-	-	-	-	-	-	-	-	-	16.67
2	ANCIENT HISTORY	-	-	-	-	5	-	-	-	1	2	-	2	40.00
3	DRAWING AND PAINTING	-	-	-	-	13	-	-	-	2	4	-	7	63.16
4	ECONOMICS	-	-	-	-	232	-	-	-	40	52	44	96	56.18
5	ENGLISH	-	-	-	-	35	-	-	-	18	4	-	13	90.00
6	FOUNDATION COURSE	-	-	-	-	625	-	-	-	105	127	133	260	61.69
7	FUNCTIONAL HINDI	-	-	-	-	-	-	-	-	-	-	-	-	66.67
8	GEOGRAPHY	-	-	-	-	124	-	-	-	15	19	37	53	61.76
9	HINDI	-	-	-	-	242	-	-	-	34	46	68	94	71.63
10	HOME SCIENCE	-	-	-	-	36	-	-	-	10	11	4	11	37.50
11	HISTORY	-	-	-	-	281	-	-	-	43	55	61	122	69.93
12	MUSIC	-	-	-	-	9	-	-	-	2	1	2	4	61.11
12	MUSIC (VOCAL)	-	-	-	-	4	-	-	-	1	2	-	1	61.11
13	PSYCHOLOGY	-	-	-	-	85	-	-	-	28	13	8	36	54.13
14	PHILOSOPHY	-	-	-	-	28	-	-	-	10	2	5	11	66.67
15	POLITICAL SCIENCE	-	-	-	-	402	-	-	-	69	84	75	174	61.79
16	SANSKRIT	-	-	-	-	9	-	-	-	-	3	4	2	57.89
17	SOCIOLOGY	-	-	-	-	352	-	-	-	40	83	91	138	61.73
18	URDU	-	-	-	-	15	-	-	-	2	-	-	13	42.86
19	COMPUTER APPLICATION	-	-	-	-	-	-	-	-	-	-	-	-	100.0

B.COM. I YEAR 2019 (ADMITTED)

SNO.	SUBJECT	PASS	ATKT	FAIL	WITHLD	TOTAL	FIRST	SECOND	THIRD	GEN	SC	ST	OBC	%
1	FOUNDATION COURSE	-	-	-	-	278	-	-	-	68	47	40	123	55.47
2	ACCOUNTING	-	-	-	-	278	-	-	-	68	47	40	123	55.47
3	MANAGEMENT	-	-	-	-	278	-	-	-	68	47	40	123	55.47
4	APPLIED ECONOMICS	-	-	-	-	217	-	-	-	52	35	29	101	54.82
5	COMPUTER APPLICATION	-	-	-	-	61	-	-	-	16	12	11	22	57.63
6	COMPUTER SCIENCE	-	-	-	-	-	-	-	-	-	-	-	-	0.00

प्रभाती
 प्रवेशा प्रमाणिका
 भारतीय एम.के.के. कला एवं वाणिज्य
 महिला महाविद्यालय, बकापुर
 [Signature]

B.A.I YEAR 2018

SNO.	SUBJECT	PASS	COMP	FAIL	WITHLD	TOTAL	FIRST	SECOND	THIRD	GEN	SC	ST	OBC	%
1	ADV.SALES PROM.& SAL.MNGT.	1	1	-	-	2	-	-	-	1	-	1	-	50.00
2	ANCIENT HISTORY	4	-	-	-	4	-	-	-	2	2	-	-	100.0
3	DRAWING AND PAINTING	17	2	5	-	24	-	-	-	6	4	1	13	70.83
4	ECONOMICS	187	17	15	-	219	-	-	-	50	48	32	89	85.39
5	ENGLISH	31	4	-	-	35	-	-	-	21	3	2	9	88.57
6	FOUNDATION COURSE	492	45	45	-	582	-	-	-	111	117	97	257	84.54
7	FUNCTIONAL HINDI	-	-	-	-	-	-	-	-	-	-	-	-	-
8	GEOGRAPHY	97	10	8	-	115	-	-	-	17	22	27	49	84.35
9	HINDI	161	14	11	-	186	-	-	-	30	38	42	76	86.56
10	HOME SCIENCE	19	-	3	-	22	-	-	-	3	9	-	10	86.36
11	HISTORY	230	20	23	-	273	-	-	-	37	47	53	136	84.25
12	MUSIC	-	-	-	-	-	-	-	-	-	-	-	-	61.11
13	PSYCHOLOGY	115	22	17	-	154	-	-	-	46	37	13	58	74.68
14	PHILOSOPHY	6	1	-	-	7	-	-	-	5	1	-	1	85.71
15	POLITICAL SCIENCE	311	26	28	-	365	-	-	-	63	76	55	171	85.21
16	SANSKRIT	11	1	-	-	12	-	-	-	3	1	2	6	91.67
17	SOCIOLOGY	259	15	21	-	295	-	-	-	40	59	62	134	87.80
18	URDU	8	-	2	-	10	-	-	-	3	-	-	7	80.00
19	COMPUTER APPLICATION	2	-	-	-	2	-	-	-	-	-	-	2	100.0

B.COM.I YEAR 2018

SNO.	SUBJECT	PASS	COMP	FAIL	WITHLD	TOTAL	FIRST	SECOND	THIRD	GEN	SC	ST	OBC	%
1	FOUNDATION COURSE	239	9	18	-	266	-	-	-	72	50	33	111	89.85
2	ACCOUNTING	239	9	18	-	266	-	-	-	72	50	33	111	89.85
3	MANAGEMENT	239	9	18	-	266	-	-	-	72	50	33	111	89.85
4	APPLIED ECONOMICS	192	7	17	-	216	-	-	-	57	39	22	98	88.89
5	COMPUTER APPLICATION	47	2	1	-	50	-	-	-	15	11	11	13	94.00

प्रभागी
 परीक्षा प्रोविजियन ऑफिस
 शासकीय एम. ए. कॉलेज, किला एवं वाणिज्य
 महिला महाविद्यालय, जयपुर
 सपना शर्मा

STUDENT FOR M.COM & M.A.I SEMESTER DEC-2018

SN CODE	SUBJECT	PASS	ATKT	FAIL	WITHLD	TOTAL	FIRST	SECOND	THIRD	GEN.	SC	ST	OBC	PERCENT
1	CC COMMERCE	66	1	1	-	68	-	-	-	26	10	13	19	97.06
2	DP DRAWING AND PAINTING	7	-	-	-	7	-	-	-	5	-	1	1	100.00
3	EC ECONOMICS	17	7	-	-	24	-	-	-	8	7	-	9	70.83
4	EL ENGLISH LITERATURE	8	3	-	-	11	-	-	-	4	-	1	6	72.73
5	GG GEOGRAPHY	24	1	-	-	25	-	-	-	5	6	3	11	96.00
6	HL HINDI LITERATURE	25	14	-	-	39	-	-	-	13	8	5	13	64.10
7	HT HISTORY	34	3	1	-	38	-	-	-	5	5	12	16	89.47
8	MU MUSIC (VOCAL)	4	-	-	-	4	-	-	-	2	1	-	1	100.00
9	PC PSYCHOLOGY	3	3	-	-	6	-	-	-	2	-	2	2	50.00
10	PH PHILOSOPHY	3	-	-	-	3	-	-	-	-	-	1	2	100.00
11	PS POLITICAL SCIENCE	21	15	-	-	36	-	-	-	16	4	6	10	58.33
12	SO SOCIOLOGY	15	10	6	-	31	-	-	-	3	8	5	15	48.39
13	UL URDU LITERATURE	7	-	-	-	7	-	-	-	2	-	-	5	100.00
*** Total ***		234	57	8	-	299	-	-	-	91	49	49	110	

STUDENT FOR M.COM & M.A.III SEMESTER DEC-2018

SN CODE	SUBJECT	PASS	ATKT	FAIL	WITHLD	TOTAL	FIRST	SECOND	THIRD	GEN.	SC	ST	OBC	PERCENT
1	CC COMMERCE	64	1	-	-	65	-	-	-	25	11	8	21	98.46
2	DP DRAWING AND PAINTING	5	-	-	-	5	-	-	-	2	-	-	3	100.00
3	EC ECONOMICS	18	-	-	-	18	-	-	-	9	3	2	4	100.00
4	EL ENGLISH LITERATURE	12	2	-	-	14	-	-	-	9	1	-	4	85.71
5	GG GEOGRAPHY	19	-	-	-	19	-	-	-	3	3	6	7	100.00
6	HL HINDI LITERATURE	31	-	-	-	31	-	-	-	8	7	4	12	100.00
7	HT HISTORY	27	1	-	-	28	-	-	-	9	6	5	8	96.43
8	MU MUSIC (VOCAL)	4	-	-	-	4	-	-	-	4	-	-	-	100.00
9	PC PSYCHOLOGY	13	-	-	-	13	-	-	-	5	2	1	5	100.00
10	PH PHILOSOPHY	3	-	-	-	3	-	-	-	-	1	1	1	100.00
11	PS POLITICAL SCIENCE	15	-	1	-	16	-	-	-	3	3	-	10	93.75
12	SO SOCIOLOGY	24	-	-	-	24	-	-	-	3	5	6	10	100.00
13	UL URDU LITERATURE	2	-	-	-	2	-	-	-	-	-	-	2	100.00
*** Total ***														

प्रभाती
 परीक्षा परिणाम प्रकोष्ठ
 राजस्थान एम.के.बी. जे.पी. सिविल कॉलेज
 महिला महाविद्यालय, जयपुर
 संपन्न नगर

237 4 1 - 242 - - - 80 42 33 87

प्र. २५५०/२०१६
परीक्षा परिष्कार प्रकोष्ठ
राजकीय एम.के.बी. कला एवं वाणिज्य
महिला महाविद्यालय, जयलपुर

B.A. I YEAR 2019

SNO.	SUBJECT	PASS	ATKT	FAIL	WITHLD	TOTAL	FIRST	SECOND	THIRD	GEN	SC	ST	OBC	%
1	ADV. SALES PROM. & SAL. MNGT.	-	-	-	-	-	-	-	-	-	-	-	-	16.67
2	ANCIENT HISTORY	20	2	-	-	22	-	-	-	6	9	-	7	90.91
3	DRAWING AND PAINTING	14	2	1	-	17	-	-	-	3	4	-	10	82.35
4	ECONOMICS	204	16	13	-	233	-	-	-	39	51	41	100	87.55
5	ENGLISH	32	2	2	-	36	-	-	-	17	6	-	13	88.89
6	FOUNDATION COURSE	557	46	26	-	629	-	-	-	104	131	125	267	88.55
7	FUNCTIONAL HINDI	-	-	-	-	-	-	-	-	-	-	-	-	66.67
8	GEOGRAPHY	108	8	8	-	124	-	-	-	17	20	34	53	87.10
9	HINDI	221	14	5	-	240	-	-	-	34	45	63	97	92.08
10	HOME SCIENCE	22	6	3	-	31	-	-	-	9	8	3	11	70.97
11	HISTORY	251	16	10	-	277	-	-	-	37	57	61	122	90.61
12	MUSIC	17	2	2	-	21	-	-	-	6	4	1	10	81.00
13	PSYCHOLOGY	65	19	9	-	93	-	-	-	29	13	6	45	69.89
14	PHILOSOPHY	17	4	1	-	22	-	-	-	7	2	4	9	77.27
15	POLITICAL SCIENCE	352	30	14	-	396	-	-	-	67	80	72	175	88.89
16	SANSKRIT	6	-	1	-	7	-	-	-	-	3	3	1	85.71
17	SOCIOLOGY	329	17	11	-	357	-	-	-	41	92	86	137	92.16
18	URDU	14	2	-	-	16	-	-	-	3	-	-	13	87.50
19	COMPUTER APPLICATION	1	-	-	-	1	-	-	-	-	-	-	-	100.0
**** TOTAL ****		557	46	26	-	629	-	-	-	104	131	125	267	88.55

B.COM. I YEAR 2019

SNO.	SUBJECT	PASS	ATKT	FAIL	WITHLD	TOTAL	FIRST	SECOND	THIRD	GEN	SC	ST	OBC	%
1	FOUNDATION COURSE	273	6	3	-	282	-	-	-	67	49	43	123	96.81
2	ACCOUNTING	273	6	3	-	282	-	-	-	67	49	43	123	96.81
3	MANAGEMENT	273	6	3	-	282	-	-	-	67	49	43	123	96.81
4	APPLIED ECONOMICS	213	5	3	-	221	-	-	-	51	37	32	101	96.36
5	COMPUTER APPLICATION	60	1	-	-	61	-	-	-	16	12	11	22	98.36
**** TOTAL ****		273	6	3	-	282	-	-	-	67	49	43	123	96.81

प्रभारी
 परीक्षा प्रकोष्ठ
 शिक्षण विभाग, कला एवं वाणिज्य
 महाविद्यालय, जयपुर
 20/11/2019

(20)

B.A. II YEAR 2019

SNO.	SUBJECT	PASS	ATKT	FAIL	WITHLD	TOTAL	FIRST	SECOND	THIRD	GEN	SC	ST	OBC	%
1	ADV. SALES PROM. & SAL. MNGT.	1	-	-	-	1	-	-	-	1	-	-	-	100.0
2	ANCIENT HISTORY	4	-	-	-	4	-	-	-	2	2	-	-	100.0
3	DRAWING AND PAINTING	16	-	-	-	16	-	-	-	5	4	-	-	100.0
4	ECONOMICS	150	32	4	-	186	-	-	-	44	39	25	78	80.65
5	ENGLISH	29	3	-	-	32	-	-	-	20	3	1	8	90.62
6	FOUNDATION COURSE	434	53	15	-	502	-	-	-	102	95	82	223	86.45
7	FUNCTIONAL HINDI	-	-	-	-	-	-	-	-	-	-	-	-	-
8	GEOGRAPHY	92	8	1	-	101	-	-	-	17	16	23	45	91.09
9	HINDI	144	20	4	-	168	-	-	-	28	33	36	71	85.71
10	HOME SCIENCE	17	1	-	-	18	-	-	-	3	8	-	-	79.44
11	HISTORY	212	17	10	-	239	-	-	-	37	37	47	118	88.70
12	MUSIC	16	3	-	-	19	-	-	-	6	4	1	8	84.00
13	PSYCHOLOGY	111	11	7	-	129	-	-	-	41	32	11	45	86.05
14	PHILOSOPHY	6	1	-	-	7	-	-	-	5	1	-	-	85.71
15	POLITICAL SCIENCE	269	34	11	-	314	-	-	-	57	61	47	149	85.67
16	SANSKRIT	7	2	1	-	10	-	-	-	2	1	2	5	70.00
17	SOCIOLOGY	221	24	7	-	252	-	-	-	37	44	53	118	87.70
18	URDU	5	3	-	-	8	-	-	-	1	-	-	-	62.50
19	COMPUTER APPLICATION	2	-	-	-	2	-	-	-	-	-	-	-	100.0
**** TOTAL ****		434	53	15	-	502	-	-	-	102	95	82	223	86.45

B.COM. II YEAR JUN-2019

SNO.	SUBJECT	PASS	ATKT	FAIL	WITHLD	TOTAL	FIRST	SECOND	THIRD	GEN	SC	ST	OBC	%
1	FOUNDATION COURSE	239	4	2	-	245	-	-	-	70	42	27	106	97.55
2	ACCOUNTING	239	4	2	-	245	-	-	-	70	42	27	106	97.55
3	MANAGEMENT	239	4	2	-	245	-	-	-	70	42	27	106	97.55
4	APPLIED ECONOMICS	195	3	1	-	199	-	-	-	56	32	17	94	97.99
5	COMPUTER APPLICATION	44	1	1	-	46	-	-	-	14	10	10	12	95.65
6	COMPUTER SCIENCE	-	-	-	-	-	-	-	-	-	-	-	-	0.00
**** TOTAL ****		239	4	2	-	245	-	-	-	70	42	27	106	97.55

प्रभारी
 परीक्षा परिचालन अधिकारी
 शासकीय परीक्षा केंद्र एवं वाणिज्य
 शिक्षण संस्थान, जयलपुर सपना - सित

B.A. VI SEM. JUN-2019

SNO.	SUBJECT	PASS	ATKT	FAIL	WITHLD	TOTAL	FIRST	SECOND	THIRD	GEN	SC	ST	OBC	%
1	FOUNDATION COURSE	321	10	3	97	431	71	246	1	84	92	58	197	74.48
2	ADV. SALES PROM. & SAL. MNGT.	3	-	-	4	7	-	3	-	1	1	-	5	42.86
3	ANCIENT HISTORY	-	-	-	1	1	-	-	-	-	-	-	1	47.83
4	COMPUTER APPLICATION	2	-	-	-	2	-	2	-	1	1	-	-	100.0
5	DRAWING AND PAINTING	13	-	-	2	15	5	8	-	3	6	1	5	86.67
6	ECONOMICS	170	3	1	65	239	30	137	1	46	64	27	102	71.13
7	ENGLISH	15	-	1	1	17	12	3	-	8	2	-	7	88.24
8	FUNCTIONAL HINDI	5	-	-	4	9	3	2	-	4	3	1	1	55.56
9	GEOGRAPHY	65	3	1	14	83	19	45	-	20	6	19	38	78.31
10	HINDI	99	3	-	26	128	15	83	-	20	20	21	67	77.34
11	HOME SCIENCE	14	1	-	5	20	3	11	-	4	5	1	10	70.00
12	HISTORY	105	6	2	20	133	29	75	-	24	20	24	65	78.95
13	MUSIC	10	-	-	6	16	7	3	-	3	8	-	5	62.50
14	PSYCHOLOGY	58	4	1	22	85	15	43	-	20	15	8	42	68.24
15	PHILOSOPHY	2	-	-	2	4	-	2	-	-	-	3	1	50.00
16	POLITICAL SCIENCE	212	7	1	67	287	38	171	1	53	68	33	133	73.87
17	SANSKRIT	10	1	-	3	14	3	7	-	7	-	3	4	71.43
18	SOCIOLOGY	177	2	2	49	230	34	140	1	37	57	33	103	76.96
19	URDU	3	-	-	-	3	-	3	-	1	-	-	2	100.0
****	TOTAL ****	5	-	-	4	9	3	2	-	4	3	1	1	55.56

B.COM. VI SEM. JUN-2019

SNO.	SUBJECT	PASS	ATKT	FAIL	WITHLD	TOTAL	FIRST	SECOND	THIRD	GEN	SC	ST	OBC	%
1	FOUNDATION COURSE	173	49	-	19	222	64	108	1	54	31	30	107	77.93
2	ACCOUNTING	173	49	-	19	222	64	108	1	54	31	30	107	77.93
3	MANAGEMENT	173	49	-	19	222	64	108	1	54	31	30	107	77.93
4	APPLIED ECONOMICS	137	35	-	13	172	42	94	1	40	26	20	86	79.65
5	COMPUTER APPLICATION	36	14	-	6	50	22	14	-	14	5	10	21	72.00
****	TOTAL ****	173	49	-	19	222	64	108	1	54	31	30	107	77.93

प्रभारी
 परीक्षा परिष्कार इकाई
 शासकीय एम.के.सि. कैंपस एवं वाणिज्य
 महिला महाविद्यालय, जयपुर
 सफलता चोटी

M.COM & M.A.II SEMESTER JUN-2019

SN CODE	SUBJECT	PASS	ATKT	FAIL	WITHLD	TOTAL	FIRST	SECOND	THIRD	GEN.	SC	ST	OBC	PENCENT
1	CC COMMERCE	66	-	-	-	66	-	-	-	25	10	13	18	100.00
2	DP DRAWING AND PAINTING	7	-	-	-	7	-	-	-	5	-	1	1	100.00
3	EC ECONOMICS	18	5	-	-	23	-	-	-	8	7	-	8	78.26
4	EL ENGLISH LITERATURE	5	5	1	-	11	-	-	-	4	-	1	6	45.45
5	GG GEOGRAPHY	24	-	-	-	24	-	-	-	4	5	3	12	100.00
6	HL HINDI LITERATURE	35	4	-	-	39	-	-	-	13	8	5	13	89.74
7	HT HISTORY	37	-	-	-	37	-	-	-	5	5	12	15	100.00
8	MU MUSIC (VOCAL)	3	1	-	-	4	-	-	-	2	1	-	1	75.00
9	PC PSYCHOLOGY	6	-	-	-	6	-	-	-	2	-	2	2	100.00
10	PH PHILOSOPHY	3	-	-	-	3	-	-	-	-	-	1	2	100.00
11	PS POLITICAL SCIENCE	34	-	-	-	34	-	-	-	16	4	6	8	100.00
12	SO SOCIOLOGY	24	1	-	-	25	-	-	-	2	8	4	11	96.00
13	UL URDU LITERATURE	7	-	-	-	7	-	-	-	2	-	-	5	100.00
*** Total ***		269	16	1	-	286	-	-	-	88	48	48	102	

M.COM & M.A.IV SEMESTER JUN-2019


SN CODE	SUBJECT	PASS	ATKT	FAIL	WITHLD	TOTAL	FIRST	SECOND	THIRD	GEN.	SC	ST	OBC	PENCENT
1	CC COMMERCE	58	5	-	2	65	43	15	-	25	11	8	21	89.23
2	DP DRAWING AND PAINTING	4	-	-	1	5	4	-	-	2	-	-	3	80.00
3	EC ECONOMICS	16	1	-	1	18	12	4	-	9	3	2	4	88.89
4	EL ENGLISH LITERATURE	12	-	-	2	14	7	5	-	9	1	-	4	85.71
5	GG GEOGRAPHY	14	3	-	2	19	14	-	-	3	3	6	7	73.68
6	HL HINDI LITERATURE	25	-	-	6	31	22	3	-	8	7	4	12	80.65
7	HT HISTORY	25	1	-	2	28	20	5	-	9	6	5	8	89.29
8	MU MUSIC (VOCAL)	4	-	-	-	4	3	1	-	4	-	-	-	100.00
9	PC PSYCHOLOGY	10	3	-	-	13	9	1	-	5	2	1	5	76.92
10	PH PHILOSOPHY	3	-	-	-	3	3	-	-	-	1	1	1	100.00
11	PS POLITICAL SCIENCE	14	1	-	-	15	13	1	-	2	3	1	9	93.33
12	SO SOCIOLOGY	22	-	-	2	24	11	11	-	3	5	6	10	91.67
13	UL URDU LITERATURE	2	-	-	-	2	2	-	-	-	-	-	2	100.00
*** Total ***		209	14	-	18	241	163	46	-	79	42	34	86	

प्रभारी
 परीक्षा परिणाम प्रकोष्ठ
 शरदाकोय एम.के.सी. कॉलेज चाणिया
 महिला महाविद्यालय, बमलापुर
 25/06/2019

(24)

STUDENT FOR P.G.DIPLOMA MAIN EXAM JUN 2019

SN CODE	SUBJECT	PASS	ATKT	FAIL	WITHLD	TOTAL	FIRST	SECOND	THIRD	GEN.	SC	ST	OBC	PENCENT
1 CL	P.G.DIPLOMA IN GUIDANCE AND CLINICAL COUNSELLING	5	-	1	-	6	2	2	1	3	1	-	2	83.33


 प्रभादी
 मरीशा परिणाम प्रकोष्ठ
 शासकीय एम.के.बी. कला एवं वाणिज्य
 महिला महाविद्यालय, जबलपुर

STUDENT FOR M.COM & M.A.I SEMESTER DEC-2019

SN	CODE	SUBJECT	PASS	ATKT	FAIL	WITHLD	TOTAL	FIRST	SECOND	THIRD	GEN.	SC	ST	OBC	PENCENT	
1	CC	COMMERCE	65	10	-	-	75	-	-	-	-	28	11	3	33	86.67
2	DP	DRAWING AND PAINTING	7	-	-	-	7	-	-	-	-	3	2	-	2	100.00
3	EC	ECONOMICS	27	10	-	-	37	-	-	-	-	9	9	6	13	72.97
4	EL	ENGLISH LITERATURE	26	6	3	-	35	-	-	-	-	10	8	3	14	74.29
5	GG	GEOGRAPHY	16	2	1	-	19	-	-	-	-	2	4	4	9	84.21
6	HL	HINDI LITERATURE	33	21	2	-	56	-	-	-	-	23	6	8	19	58.93
7	HT	HISTORY	49	1	-	-	50	-	-	-	-	8	13	12	17	98.00
8	MU	MUSIC (VOCAL)	3	1	-	-	4	-	-	-	-	1	2	-	1	75.00
9	PC	PSYCHOLOGY	8	2	7	-	17	-	-	-	-	6	2	3	6	47.06
10	PE	PHILOSOPHY	3	-	1	-	4	-	-	-	-	-	-	2	2	75.00
11	PS	POLITICAL SCIENCE	50	1	-	-	51	-	-	-	-	10	12	11	18	98.04
12	SO	SOCIOLOGY	49	7	2	1	59	-	-	-	-	7	18	10	24	83.05
13	UL	URDU LITERATURE	9	-	-	-	9	-	-	-	-	-	-	-	9	100.00
*** Total ***			345	61	16	1	423	-	-	-	-	107	87	62	167	

Dr. Anurag Singh
24/12/2019

प्रभारी
परीक्षा परिष्कार प्रमुख
सामन्तरी एम.के.बी. कला एवं वाणिज्य
महिला महाविद्यालय, जयलपुर

STUDENT FOR M.COM & M.A.III SEMESTER DEC-2019

SN	CODE	SUBJECT	PASS	ATKT	FAIL	WITHLD	TOTAL	FIRST	SECOND	THIRD	GEN.	SC	ST	OBC	PENCENT
1	CC	COMMERCE	63	4	-	-	67	-	-	-	25	10	13	19	94.03
2	DP	DRAWING AND PAINTING	7	-	-	-	7	-	-	-	5	-	1	1	100.00
3	EC	ECONOMICS	22	-	-	-	22	-	-	-	7	7	-	8	100.00
4	EL	ENGLISH LITERATURE	7	3	-	-	10	-	-	-	4	-	1	5	70.00
5	GG	GEOGRAPHY	24	-	-	-	24	-	-	-	4	5	3	12	100.00
6	HL	HINDI LITERATURE	40	-	-	-	40	-	-	-	13	8	5	14	100.00
7	HT	HISTORY	34	-	-	-	34	-	-	-	5	5	12	12	100.00
8	MU	MUSIC (VOCAL)	4	-	-	-	4	-	-	-	2	1	-	1	100.00
9	PC	PSYCHOLOGY	5	1	-	-	6	-	-	-	2	-	2	2	83.33
10	PH	PEILOSOPHY	3	-	-	-	3	-	-	-	-	-	1	2	100.00
11	PS	POLITICAL SCIENCE	31	1	1	-	33	-	-	-	15	4	6	8	93.94
12	SO	SOCIOLOGY	22	2	-	-	24	-	-	-	2	8	3	11	91.67
13	UL	URDU LITERATURE	7	-	-	-	7	-	-	-	2	-	-	5	100.00
*** Total ***			269	11	1	-	281	-	-	-	86	48	47	100	

[Signature]
 सपना चौधरी

प्रभारी
 परीक्षा परिणाम प्रकोष्ठ
 शासकीय एम.के.सी. कला एवं वाणिज्य
 विश्वविद्यालय, जयपुर

B.A. I YEAR 2020

SNO.	SUBJECT	PASS	COMP	FAIL	WITHLD	TOTAL	FIRST	SECOND	THIRD	GEN	SC	ST	OBC	%
1	ADV. SALES PROM. & SAL.MNGT.	-	-	-	-	-	-	-	-	-	-	-	-	16.67
2	ANCIENT HISTORY	46	-	-	2	48	-	-	-	9	10	11	18	95.83
3	DRAWING AND PAINTING	17	-	-	1	18	-	-	-	10	3	-	5	94.44
4	ECONOMICS	157	-	-	8	165	-	-	-	27	37	39	62	95.15
5	ENGLISH	25	-	1	1	27	-	-	-	21	1	-	5	92.59
6	FOUNDATION COURSE	578	1	1	11	591	-	-	-	105	119	142	225	97.80
7	FUNCTIONAL HINDI	-	-	-	-	-	-	-	-	-	-	-	-	66.67
8	GEOGRAPHY	148	1	-	2	151	-	-	-	24	23	48	56	98.01
9	HINDI	298	1	-	7	306	-	-	-	33	66	89	118	97.39
10	HOME SCIENCE	35	-	-	2	37	-	-	-	8	5	12	12	94.59
11	HISTORY	278	1	1	-	280	-	-	-	48	50	67	115	99.29
12	MUSIC	-	-	-	-	-	-	-	-	-	-	-	-	61.11
12	MUSIC (INSTRUMENTAL)	5	-	-	1	6	-	-	-	1	2	2	1	83.33
12	MUSIC (VOCAL)	8	-	-	-	8	-	-	-	2	2	3	1	100.0
13	PSYCHOLOGY	64	-	-	1	65	-	-	-	21	16	10	18	98.46
14	PHILOSOPHY	53	-	-	-	53	-	-	-	9	14	17	13	100.0
15	POLITICAL SCIENCE	309	-	1	5	315	-	-	-	52	69	64	130	98.10
16	SANSKRIT	15	-	-	1	16	-	-	-	1	6	4	5	93.75
17	SOCIOLOGY	265	-	-	2	267	-	-	-	48	53	60	106	99.25
18	URDU	11	-	-	-	11	-	-	-	1	-	-	10	100.0
19	COMPUTER APPLICATION	-	-	-	-	-	-	-	-	-	-	-	-	100.0

B.COM. I YEAR 2019-20

SNO.	SUBJECT	PASS	COMP	FAIL	WITHLD	TOTAL	FIRST	SECOND	THIRD	GEN	SC	ST	OBC	%
1	FOUNDATION COURSE	266	-	-	8	274	-	-	-	68	47	34	125	97.08
2	ACCOUNTING	266	-	-	8	274	-	-	-	68	47	34	125	97.08
3	MANAGEMENT	266	-	-	8	274	-	-	-	68	47	34	125	97.08
4	APPLIED ECONOMICS	205	-	-	7	212	-	-	-	54	38	25	95	96.70
5	COMPUTER APPLICATION	61	-	-	1	62	-	-	-	14	9	9	30	98.39
6	COMPUTER SCIENCE	-	-	-	-	-	-	-	-	-	-	-	-	0.00

प्रभारी
 शिक्षा महिषम प्रकोष्ठ
 शासकीय प्रो. वि. कला एवं वाणिज्य
 महिषा महोदयसम, जयपुर
 संपत्ति-2020

(28)

B.A.II YEAR 2020

SNO.	SUBJECT	PASS	COMP	FAIL	WITHLD	TOTAL	FIRST	SECOND	THIRD	GEN	SC	ST	OBC	%
1	ADV.SALES PROM.& SAL.MNGT.	-	-	-	-	-	-	-	-	-	-	-	-	16.67
2	ANCIENT HISTORY	20	-	-	-	20	-	-	-	6	9	-	7	90.91
3	DRAWING AND PAINTING	17	-	-	2	22	-	-	-	3	3	-	11	100.0
4	ECONOMICS	218	-	-	-	218	-	-	-	39	46	39	101	96.89
5	ENGLISH	32	1	-	5	225	-	-	-	15	5	-	12	100.0
6	FOUNDATION COURSE	592	-	-	-	592	-	-	-	99	127	118	267	96.89
7	FUNCTIONAL HINDI	-	1	-	17	611	-	-	-	-	-	-	-	66.67
8	GEOGRAPHY	115	-	-	-	115	-	-	-	15	18	33	52	97.46
9	HINDI	232	-	-	3	239	-	-	-	33	47	60	99	97.07
10	HOME SCIENCE	27	-	-	6	27	-	-	-	8	8	1	10	100.0
11	HISTORY	262	-	-	-	262	-	-	-	34	59	57	121	96.68
12	MUSIC	-	-	-	9	271	-	-	-	-	-	-	-	61.11
12	MUSIC (INSTRUMENTAL)	9	-	-	-	9	-	-	-	2	1	2	4	100.0
12	MUSIC (VOCAL)	5	-	-	-	5	-	-	-	1	2	-	3	83.33
13	PSYCHOLOGY	85	1	-	3	89	-	-	-	26	13	4	46	95.51
14	PHILOSOPHY	21	-	-	-	21	-	-	-	7	1	4	9	100.0
15	POLITICAL SCIENCE	373	1	-	11	385	-	-	-	65	78	67	175	96.88
16	SANSKRIT	6	-	-	-	6	-	-	-	-	3	3	-	100.0
17	SOCIOLOGY	338	-	-	-	338	-	-	-	40	88	84	137	96.85
18	URDU	15	-	-	10	349	-	-	-	3	-	-	13	93.75
19	COMPUTER APPLICATION	1	-	-	-	1	-	-	-	-	-	-	1	100.0

B.COM.II YEAR 2020

SNO.	SUBJECT	PASS	COMP	FAIL	WITHLD	TOTAL	FIRST	SECOND	THIRD	GEN	SC	ST	OBC	%
1	FOUNDATION COURSE	272	-	-	6	279	-	-	-	66	51	38	124	97.49
2	ACCOUNTING	272	-	-	6	279	-	-	-	66	51	38	124	97.49
3	MANAGEMENT	272	-	-	6	279	-	-	-	66	51	38	124	97.49
4	APPLIED ECONOMICS	210	-	-	5	216	-	-	-	50	37	27	102	97.22
5	COMPUTER APPLICATION	62	-	-	1	63	-	-	-	16	14	11	22	98.41
6	COMPUTER SCIENCE	-	-	-	-	-	-	-	-	-	-	-	-	0.00

पुस्तकी
 परीक्षा निदेशिका प्रकाशक
 शासकीय एम.के.बी. कला एवं वाणिज्य
 महिला महाविद्यालय, जयपुर

B.A.III YEAR 2020

SNO.	SUBJECT	PASS	COMP	FAIL	WITHLD	TOTAL	FIRST	SECOND	THIRD	GEN	SC	ST	OBC	%
1	ADV.SALES PROM.& SAL.MNGT.	1	-	-	-	1	1	-	-	1	-	-	-	100.0
2	ANCIENT HISTORY	4	-	-	-	4	1	3	-	2	2	-	-	100.0
3	DRAWING AND PAINTING	16	-	-	-	16	10	6	-	5	4	-	7	100.0
4	ECONOMICS	172	-	-	1	173	59	112	1	43	35	23	72	99.42
5	ENGLISH	30	-	-	-	30	24	6	-	18	3	1	8	100.0
6	FOUNDATION COURSE	8+ 466	-	-	8	474	176	289	1	97	87	77	213	98.31
7	FUNCTIONAL HINDI	-	-	-	-	-	-	-	-	-	-	-	-	66.67
8	GEOGRAPHY	98	-	-	1	99	47	51	-	17	15	23	44	98.99
9	HINDI	156	-	-	1	157	56	100	-	27	30	32	68	99.36
10	HOME SCIENCE	18	-	-	-	18	6	12	-	3	8	-	7	100.0
11	HISTORY	220	-	-	7	227	91	129	-	35	33	44	115	96.92
12	MUSIC	-	-	-	-	-	-	-	-	-	-	-	-	61.11
13	MUSIC (INST.)	12	-	-	-	12	10	2	-	5	2	-	5	100.0
14	MUSIC (VOCAL)	6	-	-	-	6	3	3	-	-	2	1	3	100.0
15	PSYCHOLOGY	118	-	-	1	119	42	76	-	38	28	10	43	99.16
16	PHILOSOPHY	6	-	-	-	6	1	5	-	4	1	-	1	100.0
17	POLITICAL SCIENCE	288	-	-	7	295	85	202	1	55	56	43	141	97.63
18	SANSKRIT	9	-	-	-	9	3	6	-	2	1	2	4	100.0
19	SOCIOLOGY	235	-	-	6	241	86	148	1	35	41	52	113	97.51
20	URDU	7	-	-	-	7	1	6	-	1	-	-	6	100.0
21	COMPUTER APPLICATION	2	-	-	-	2	2	-	-	-	-	-	2	100.0

B.COM.III YEAR 2020

SNO.	SUBJECT	PASS	COMP	FAIL	WITHLD	TOTAL	FIRST	SECOND	THIRD	GEN	SC	ST	OBC	%
1	FOUNDATION COURSE	246	-	-	2	248	143	103	-	71	42	28	107	99.19
2	ACCOUNTING	246	-	-	2	248	143	103	-	71	42	28	107	99.19
3	MANAGEMENT	246	-	-	2	248	143	103	-	71	42	28	107	99.19
4	APPLIED ECONOMICS	201	-	-	2	203	106	95	-	57	34	18	94	99.01
5	COMPUTER APPLICATION	45	-	-	-	45	37	8	-	14	8	10	13	100.0
6	COMPUTER SCIENCE	-	-	-	-	-	-	-	-	-	-	-	-	0.00

सुभारी
 परीक्षा अधिकारी
 शासकीय संस्कृत विश्वविद्यालय, कला एवं वाणिज्य
 मण्डल, मन्दाविद्यालय, जयलपुर
 सपना चाहे

STUDENT FOR M.COM & M.A.II SEMESTER SEP-2020

SN CODE SUBJECT	PASS	COMP	FAIL	WITHLD	TOTAL	FIRST	SECOND	THIRD	GEN.	SC	ST	OBC	PENCENT	
1 CC COMMERCE	75	-	-	-	75	-	-	-	-	28	11	3	33	100.00
2 DP DRAWING AND PAINTING	7	-	-	-	7	-	-	-	-	3	2	-	2	100.00
3 EC ECONOMICS	37	-	-	-	37	-	-	-	-	9	9	6	13	100.00
4 EL ENGLISH LITERATURE	32	-	-	-	32	-	-	-	-	10	8	3	11	100.00
5 GG GEOGRAPHY	17	-	1	-	18	-	-	-	-	1	4	4	9	94.44
6 HL HINDI LITERATURE	50	-	-	4	54	-	-	-	-	21	6	8	19	92.59
7 HT HISTORY	49	-	-	1	50	-	-	-	-	8	13	12	17	98.00
8 MU MUSIC (VOCAL)	4	-	-	-	4	-	-	-	-	1	2	-	1	100.00
9 PC PSYCHOLOGY	10	-	-	-	10	-	-	-	-	5	1	2	2	100.00
10 PH PHILOSOPHY	3	-	-	-	3	-	-	-	-	-	2	1	1	100.00
11 PS POLITICAL SCIENCE	51	-	-	-	51	-	-	-	-	10	12	11	18	100.00
12 SO SOCIOLOGY	56	-	-	-	56	-	-	-	-	7	18	9	22	100.00
13 UL URDU LITERATURE	9	-	-	-	9	-	-	-	-	-	-	-	9	100.00
*** Total ***	400	-	1	5	406	-	-	-	-	103	86	60	157	

STUDENT FOR M.COM & M.A.IV SEMESTER SEP-2020

SN CODE SUBJECT	PASS	COMP	FAIL	WITHLD	TOTAL	FIRST	SECOND	THIRD	GEN.	SC	ST	OBC	PENCENT	
1 CC COMMERCE	67	-	-	-	67	55	12	-	-	25	10	13	19	100.00
2 DP DRAWING AND PAINTING	7	-	-	-	7	7	-	-	-	5	-	1	1	100.00
3 EC ECONOMICS	22	-	-	-	22	6	16	-	-	7	7	-	8	100.00
4 EL ENGLISH LITERATURE	10	-	-	-	10	3	6	1	-	4	-	1	5	100.00
5 GG GEOGRAPHY	24	-	-	-	24	23	1	-	-	4	5	3	12	100.00
6 HL HINDI LITERATURE	39	-	-	1	40	32	7	-	-	13	8	5	14	97.50
7 HT HISTORY	34	-	-	-	34	32	2	-	-	5	5	12	12	100.00
8 MU MUSIC (VOCAL)	4	-	-	-	4	4	-	-	-	2	1	-	1	100.00
9 PC PSYCHOLOGY	6	-	-	-	6	4	2	-	-	2	-	2	2	100.00
10 PH PHILOSOPHY	3	-	-	-	3	3	-	-	-	-	-	1	2	100.00
11 PS POLITICAL SCIENCE	30	-	-	2	32	29	1	-	-	14	4	6	8	93.75
12 SO SOCIOLOGY	23	-	-	1	24	11	12	-	-	2	8	3	11	95.83
13 UL URDU LITERATURE	7	-	-	-	7	7	-	-	-	2	-	-	5	100.00
*** Total ***	276	-	-	4	280	216	59	1	-	85	48	47	100	

प्रधानी
पतिश प...
शासकीय एम.के.सी. कला एवं क...
नि...
रामनाथ

B.A. I YEAR 2020

SNO.	SUBJECT	PASS	COMP	FAIL	WITHLD	TOTAL	FIRST	SECOND	THIRD	GEN	SC	ST	OBC	%
1	ADV.SALES PROM. & SAL.MNGT.	-	-	-	-	-	-	-	-	-	-	-	-	16.67
2	ANCIENT HISTORY	46	-	-	2	48	-	-	-	9	10	11	18	95.83
3	DRAWING AND PAINTING	17	-	-	1	18	-	-	-	10	3	-	5	94.44
4	ECONOMICS	157	-	-	8	165	-	-	-	27	37	39	62	95.15
5	ENGLISH	25	-	1	1	27	-	-	-	21	1	-	5	92.59
6	FOUNDATION COURSE	578	1	1	11	591	-	-	-	105	119	142	225	97.80
7	FUNCTIONAL HINDI	-	-	-	-	-	-	-	-	-	-	-	-	66.67
8	GEOGRAPHY	148	1	-	2	151	-	-	-	24	23	48	56	98.01
9	HINDI	298	1	-	7	306	-	-	-	33	66	89	118	97.39
10	HOME SCIENCE	35	-	-	2	37	-	-	-	8	5	12	12	94.59
11	HISTORY	278	1	1	-	280	-	-	-	48	50	67	115	99.29
12	MUSIC	-	-	-	-	-	-	-	-	-	-	-	-	61.11
12	MUSIC (INSTRUMENTAL)	5	-	-	1	6	-	-	-	1	2	2	1	83.33
12	MUSIC (VOCAL)	8	-	-	-	8	-	-	-	2	2	3	1	100.0
13	PSYCHOLOGY	64	-	-	1	65	-	-	-	21	16	10	18	98.46
14	PHILOSOPHY	53	-	-	-	53	-	-	-	9	14	17	13	100.0
15	POLITICAL SCIENCE	309	-	1	5	315	-	-	-	52	69	64	130	98.10
16	SANSKRIT	15	-	-	1	16	-	-	-	1	6	4	5	93.75
17	SOCIOLOGY	265	-	-	2	267	-	-	-	48	53	60	106	99.25
18	URDU	11	-	-	-	11	-	-	-	1	-	-	10	100.0
19	COMPUTER APPLICATION	-	-	-	-	-	-	-	-	-	-	-	-	100.0

B.COM. I YEAR 2019-20

SNO.	SUBJECT	PASS	COMP	FAIL	WITHLD	TOTAL	FIRST	SECOND	THIRD	GEN	SC	ST	OBC	%
1	FOUNDATION COURSE	266	-	-	8	274	-	-	-	68	47	34	125	97.08
2	ACCOUNTING	266	-	-	8	274	-	-	-	68	47	34	125	97.08
3	MANAGEMENT	266	-	-	8	274	-	-	-	68	47	34	125	97.08
4	APPLIED ECONOMICS	205	-	-	7	212	-	-	-	54	38	25	95	96.70
5	COMPUTER APPLICATION	61	-	-	1	62	-	-	-	14	9	9	30	98.39
6	COMPUTER SCIENCE	-	-	-	-	-	-	-	-	-	-	-	-	0.00


प्रभागी
 परीक्षा परिणाम प्रकाशक
 मासिकीय एम.के.एस. कक्षा
 मद्रास महाराष्ट्र
 संपनायक

B.A. II YEAR 2020

SNO.	SUBJECT	PASS	COMP	FAIL	WITHLD	TOTAL	FIRST SECOND THIRD			GEN	SC	ST	OBC	%
														16.67
1	ADV.SALES PROM. & SAL.MNGT.	-	-	-	-	-	-	-	-	6	9	-	7	90.91
2	ANCIENT HISTORY	20	-	-	2	22	-	-	-	3	3	-	11	100.0
3	DRAWING AND PAINTING	17	-	-	-	17	-	-	-	39	46	39	101	96.89
4	ECONOMICS	218	1	-	5	225	-	-	-	15	5	-	12	100.0
5	ENGLISH	32	-	-	-	32	-	-	-	99	127	118	267	96.89
6	FOUNDATION COURSE	592	1	-	17	611	-	-	-	-	-	-	-	66.67
7	FUNCTIONAL HINDI	-	-	-	-	-	-	-	-	15	18	33	52	97.46
8	GEOGRAPHY	115	-	-	3	118	-	-	-	33	47	60	99	97.07
9	HINDI	232	-	-	6	239	-	-	-	8	8	1	10	100.0
10	HOME SCIENCE	27	-	-	-	27	-	-	-	34	59	57	121	96.68
11	HISTORY	262	-	-	9	271	-	-	-	-	-	-	-	61.11
12	MUSIC	-	-	-	-	-	-	-	-	2	1	2	4	100.0
12	MUSIC (INSTRUMENTAL)	9	-	-	-	9	-	-	-	1	2	-	3	83.33
12	MUSIC (VOCAL)	5	-	-	1	6	-	-	-	26	13	4	46	95.51
13	PSYCHOLOGY	85	1	-	3	89	-	-	-	7	1	4	9	100.0
14	PHILOSOPHY	21	-	-	-	21	-	-	-	65	78	67	175	96.88
15	POLITICAL SCIENCE	373	1	-	11	385	-	-	-	-	3	3	-	100.0
16	SANSKRIT	6	-	-	-	6	-	-	-	40	88	84	137	96.85
17	SOCIOLOGY	338	-	-	10	349	-	-	-	3	-	-	13	93.75
18	URDU	15	-	-	1	16	-	-	-	-	-	-	1	100.0
19	COMPUTER APPLICATION	1	-	-	-	1	-	-	-	-	-	-	-	

B.COM. II YEAR 2020

SNO.	SUBJECT	PASS	COMP	FAIL	WITHLD	TOTAL	FIRST SECOND THIRD			GEN	SC	ST	OBC	%
1	FOUNDATION COURSE	272	-	-	6	279	-	-	-	66	51	38	124	97.49
2	ACCOUNTING	272	-	-	6	279	-	-	-	66	51	38	124	97.49
3	MANAGEMENT	272	-	-	6	279	-	-	-	66	51	38	124	97.49
4	APPLIED ECONOMICS	210	-	-	5	216	-	-	-	50	37	27	102	97.22
5	COMPUTER APPLICATION	62	-	-	1	63	-	-	-	16	14	11	22	98.41
6	COMPUTER SCIENCE	-	-	-	-	-	-	-	-	-	-	-	-	0.00

प्रभारी
 परीक्षा विभाग, राजस्थान
 शासकीय भवन (बी.बी. कला एवं
 मद्रिदा) बस्ती, ग्वालियर, म.प्र.

 6/4/2020

SNO. SUBJECT

B.A. III YEAR 2020

SNO.	SUBJECT	PASS	COMP FAIL WITHLD			TOTAL	FIRST	SECOND	THIRD	GEN	SC	ST	OBC	%
			COMP	FAIL	WITHLD									
1	ADV. SALES PROM. & SAL. MNGT.	1	-	-	-	1	1	-	-	1	-	-	-	100.0
2	ANCIENT HISTORY	4	-	-	-	4	1	3	-	2	2	-	-	100.0
3	DRAWING AND PAINTING	16	-	-	-	16	10	6	-	5	4	-	7	100.0
4	ECONOMICS	172	-	-	-	173	59	112	1	43	35	23	72	99.42
5	ENGLISH	30	-	-	1	30	24	6	-	18	3	1	8	100.0
6	FOUNDATION COURSE	466	-	-	8	474	176	289	1	97	87	77	213	98.31
7	FUNCTIONAL HINDI	-	-	-	-	-	-	-	-	-	-	-	-	66.67
8	GEOGRAPHY	98	-	-	1	99	47	51	-	17	15	23	44	98.99
9	HINDI	156	-	-	1	157	56	100	-	27	30	32	68	99.36
10	HOME SCIENCE	18	-	-	-	18	6	12	-	3	8	-	7	100.0
11	HISTORY	220	-	-	7	227	91	129	-	35	33	44	115	96.92
12	MUSIC	-	-	-	-	-	-	-	-	-	-	-	-	61.11
13	MUSIC (INST.)	12	-	-	-	12	10	2	-	5	2	-	5	100.0
14	MUSIC (VOCAL)	6	-	-	-	6	3	3	-	-	2	1	3	100.0
15	PSYCHOLOGY	118	-	-	1	119	42	76	-	38	28	10	43	99.16
16	PHILOSOPHY	6	-	-	-	6	1	5	-	4	1	-	1	100.0
17	POLITICAL SCIENCE	288	-	-	7	295	85	202	1	55	56	43	141	97.63
18	SANSKRIT	9	-	-	-	9	3	6	-	2	1	2	4	100.0
19	SOCIOLOGY	235	-	-	6	241	86	148	1	35	41	52	113	97.51
20	URDU	7	-	-	-	7	1	6	-	1	-	-	6	100.0
21	COMPUTER APPLICATION	2	-	-	-	2	2	-	-	-	-	-	2	100.0

B.COM. III YEAR 2020

SNO.	SUBJECT	PASS	COMP FAIL WITHLD			TOTAL	FIRST	SECOND	THIRD	GEN	SC	ST	OBC	%
			COMP	FAIL	WITHLD									
1	FOUNDATION COURSE	246	-	-	2	248	143	103	-	71	42	28	107	99.19
2	ACCOUNTING	246	-	-	2	248	143	103	-	71	42	28	107	99.19
3	MANAGEMENT	246	-	-	2	248	143	103	-	71	42	28	107	99.19
4	APPLIED ECONOMICS	201	-	-	2	203	106	95	-	57	34	18	94	99.01
5	COMPUTER APPLICATION	45	-	-	-	45	37	8	-	14	8	10	13	100.0
6	COMPUTER SCIENCE	-	-	-	-	-	-	-	-	-	-	-	-	0.00


प्रशासकी
परीक्षा
शासकीय समिति
महाराष्ट्र शासकीय
समन्वयक

STUDENT FOR M.COM & M.A.II SEMESTER SEP-2020

SN	CODE	SUBJECT	PASS	COMP	FAIL	WITHLD	TOTAL	FIRST	SECOND	THIRD	GEN.	SC	ST	OBC	PENCENT	
1	CC	COMMERCE	75	-	-	-	75	-	-	-	-	28	11	3	33	100.00
2	DP	DRAWING AND PAINTING	7	-	-	-	7	-	-	-	-	3	2	-	2	100.00
3	EC	ECONOMICS	37	-	-	-	37	-	-	-	-	9	9	6	13	100.00
4	EL	ENGLISH LITERATURE	32	-	-	-	32	-	-	-	-	10	8	3	11	100.00
5	GG	GEOGRAPHY	17	-	1	-	18	-	-	-	-	1	4	4	9	94.44
6	HL	HINDI LITERATURE	4+50	-	-	4	54	-	-	-	-	21	6	8	19	92.59
7	HT	HISTORY	49	-	-	1	50	-	-	-	-	8	13	12	17	98.00
8	MU	MUSIC (VOCAL)	4	-	-	-	4	-	-	-	-	1	2	-	1	100.00
9	PC	PSYCHOLOGY	10	-	-	-	10	-	-	-	-	5	1	2	2	100.00
10	PH	PHILOSOPHY	3	-	-	-	3	-	-	-	-	-	-	2	1	100.00
11	PS	POLITICAL SCIENCE	51	-	-	-	51	-	-	-	-	10	12	11	18	100.00
12	SO	SOCIOLOGY	56	-	-	-	56	-	-	-	-	7	18	9	22	100.00
13	UL	URDU LITERATURE	9	-	-	-	9	-	-	-	-	-	-	-	9	100.00
*** Total ***			400	-	1	5	406	-	-	-	-	103	86	60	157	

STUDENT FOR M.COM & M.A.(VI) SEMESTER SEP-2020

SN	CODE	SUBJECT	PASS	COMP	FAIL	WITHLD	TOTAL	FIRST	SECOND	THIRD	GEN.	SC	ST	OBC	PENCENT	
1	CC	COMMERCE	67	-	-	-	67	55	12	-	-	25	10	13	19	100.00
2	DP	DRAWING AND PAINTING	7	-	-	-	7	7	-	-	-	5	-	1	1	100.00
3	EC	ECONOMICS	22	-	-	-	22	6	16	-	-	7	7	-	8	100.00
4	EL	ENGLISH LITERATURE	10	-	-	-	10	3	6	1	-	4	-	1	5	100.00
5	GG	GEOGRAPHY	24	-	-	-	24	23	1	-	-	4	5	3	12	100.00
6	HL	HINDI LITERATURE	39	-	-	1	40	32	7	-	-	13	8	5	14	97.50
7	HT	HISTORY	34	-	-	-	34	32	2	-	-	5	5	12	12	100.00
8	MU	MUSIC (VOCAL)	4	-	-	-	4	4	-	-	-	2	1	-	1	100.00
9	PC	PSYCHOLOGY	6	-	-	-	6	4	2	-	-	2	-	2	2	100.00
10	PH	PHILOSOPHY	3	-	-	-	3	3	-	-	-	-	-	1	2	100.00
11	PS	POLITICAL SCIENCE	30	-	-	2	32	29	1	-	-	14	4	6	8	93.75
12	SO	SOCIOLOGY	23	-	-	1	24	11	12	-	-	2	8	3	11	95.83
13	UL	URDU LITERATURE	7	-	-	-	7	7	-	-	-	2	-	-	5	100.00
*** Total ***			276	-	-	4	280	216	59	1	85	48	47	100		



 प्रमुखी
 परीक्षा प्रणाली प्रकल्प
 माध्यमिक शिक्षण विभाग, कलकत्ता